

AGROSAL d.o.o.

HONDA

GX160



AGROSAL d.o.o.

Gregorčičeva ulica 38, 5270 Ajdovščina
telefon: 05 368 90 96, fax: 05 368 90 97
e-mail: info@agrosal.si, www.agrosal.si

GENERAL PURPOSE ENGINE

GX160H1

PARTS CATALOGUE

2



GX160H1

FOREWORD INDEX

1

ENGINE GROUP

2

PART NUMBER INDEX

3

PART NAME INDEX

4

Instruction for use of parts catalogue

- **This parts catalogue was prepared based on the latest information available as of November 10, 2005.**
- See the parts catalogue news for any revision that is made after November 10, 2005.
- **Always specify the part number when ordering a part.**
 - Check the model, type, serial numbers, color, maker, and the size as needed before ordering a part.
 - Note that the illustrations (part drawings) can differ from the actual parts in shape. They are given just to help you to refer to the parts.
- **When modifications or additions to this parts catalogue are made, a revised edition will be issued at an appropriate time, with successively progressing revision numbers on the cover. We recommend obtaining such revisions in order to keep your parts catalogue up-to-date at all times. To check whether a parts catalogue revision has been issued, please contact your Honda distributor.**

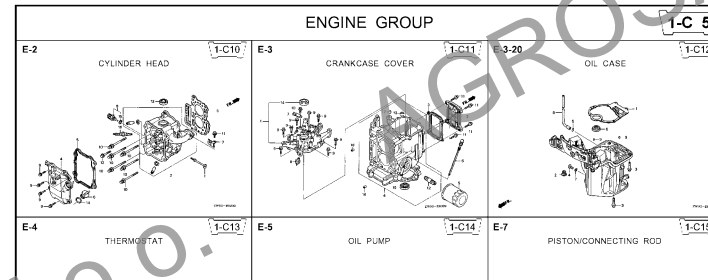
Initial version issue date January 10, 2003
Honda Motor Co., Ltd.

CONTENTS

	Page	Address No.	
● Instruction for use of parts catalogue	1	B 1	1
● How to refer to the part information	2	B 2	
● Part catalogue structure	3	B 3	
● When the parts were revised	4	B 4	
● Abbreviations used in the parts catalogue	4	B 4	
● How to check the part block and serial numbers	5	B 5	
● Models, parts catalogue codes and applicable serial numbers	6	B 6	
● Features of each type	7	B 7	
● Fuel hose, general purpose hoses and vinyl hose	9	B 9	
● FLAT RATE SERVICE TIME	10	B10	
● Illustrated index	15	B15	
● ENGINE GROUP	19	D 1	2
● PART NO. INDEX	61	G 1	3
● PART NAME INDEX	64	H 1	4

How to refer to the part information

A Reference with "Illustrated index"



B Reference with "Part number index"

PART NO. INDEX

Part Number	Address	Page	Rel.	Part Number	Address	Page
06000				15212-ZW9-000	1-C14	3C
06316-ZW9-000	1-69	88	1	15220-ZW9-003	1-C14	3C
11000				15332-ZW9-000	1-E8	55
11300-ZW9-405	1-C11	27	1	15352-ZW9-A30	1-E11	5E
11300-ZW9-406	1-C11	27	1	15400-PFB-004	1-C11	27
11340-ZW9-000	1-C11	27	2	15422-ZW9-000	1-C14	3C
11342-ZW9-000	1-C11	27	3	15473-881-000	1-C14	3C
11381-ZW9-003	1-C12	28	1	15474-ZW9-000	1-C14	3C
				15611-921-000	1-C10	2E
				15655-ZW9-000	1-C11	27
12000				16000		
12000-ZW9-405ZA	1-C11	27	4	16010-ZV4-005	1-D4	3E
12155-ZV4-A00	1-C13	29	1	16011-ZV4-005	1-D4	3E
12166-ZW9-000	1-C10	26	1	16013-ZW9-003	1-D4	3E
12209-GB4-681	1-C16	32	1	16016-ZW9-003	1-D4	3E
12210-ZW9-405ZA	1-C10	26	2	16016-ZW9-721	1-D4	3E
12216-ZE2-500	1-E8	55	1	16023-ZW9-003	1-D4	3E
	1-E11	58	1	16024-ZV4-650	1-D4	3E
				16028-ZV4-650	1-D4	3E

C Reference with "Part name index"

PART NAME INDEX

Part name	Address	Page	Ref.
[A]			
ABSORBER , FUEL	1-E15	62	5
ARMATURE COMP.	1-D11	43	7
ARM COMP. , LINK JOINT	1-G6	85	18
ARM COMP. , SHIFT LINK	1-G6	85	14
ARM COMP. , TILT	1-F15	79	20
ARM , FUEL PUMP ROCKER	1-C16	32	4
ARM , REVERSE LOCK	1-F15	79	18
ARM , SHIFT LINK	1-F11	74	7
ARM , STOPPER	1-D1	33	12
ARM , THROTTLE REMOTE	1-F11	74	6
ARM , VALVE ROCKER	1-C16	32	3
[B]			
BAG , TOOL , 160MM	1-G5	84	10
BAND	1-G6	86	37
BAND B1 , WIRE	1-F6	69	1
BAND , CORD	1-F3	67	18
BAND , TUBE CLIP , 11MM	1-E15	65	28
BAND , TUBE CLIP , 12.5MM	1-E15	63	19

CYLINDER HEAD 1-C10

Block No.

Ref No.

Address No.

Service item F.R.T.

O-RING, 26X2.7	0.1
PLUG, SPARK	0.2
O-RING, 9.5X1.5	0.2
SENSOR ASSY., WATER	0.5
COVER COMP., HEAD	0.5
PACKING, HEAD COVER	1.8
GASKET, CYLINDER HEAD	2.4
OIL SEAL, 20X32X6	2.4
HEAD COMP., CYLINDER	3.1

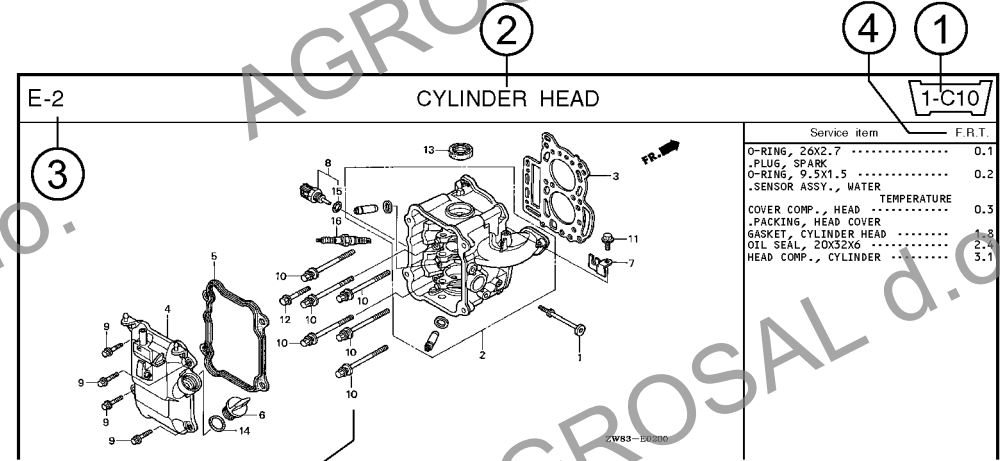
ZW83-80200

Ref. No.	Part No.	Description	Requ. QTY.						Serial No.	Parts catalogue code
			9901	9901	1001	1001	1001	1001		
1	12166-ZW9-000	STOPPER, ENGINE SIDE	2	2	2	2	2			
2	12210-ZW9-000ZA	HEAD COMP., CYLINDER	1	1	1	1	1			
3	12251-ZW9-003	GASKET, CYLINDER HEAD	1	1	1	1	1			
4	12310-ZW9-000	COVER COMP., HEAD	1	1	1	1	1			
5	12312-ZW9-000	PACKING, HEAD COVER	1	1	1	1	1			
6	15611-921-000	CAP, OIL (NO. GAUGE)	1	1	1	1	1			
7	16617-ZW9-010	HOLDER, CABLE	1	1	1	1	1	SC,SG		
	16617-ZW9-010		1	1	1	1	1	1001801	LHC,LHD	
8	35673-ZW5-003	SENSOR ASSY., WATER	1	1	1	1	1			
9	90003-ZW9-000	BOLT, FLANGE, 6X22	4	4	4	4	4			
10	90007-ZW9-003	BOLT, FLANGE, 8X83	6	6	6	6	6			
11	90011-ZW9-000	BOLT, FLANGE, 6X14 (CT200)	1	1	1	1	1			
12	90020-ZW9-000	BOLT, FLANGE, 8X40	2	2	2	2	2			
13	91202-KJ9-003	OIL SEAL, 20X32X6	1	1	1	1	1		1001800	
14	91301-805-000	O-RING, 26X2.7	1	1	1	1	1			
15	91307-PK2-005	O-RING, 9.5X1.5 (HONDA KIKAKI)	1	1	1	1	1			
16	98059-55916	PLUG, SPARK (CR5EH-9)	2	2	2	2	2			
	98059-55926	PLUG, SPARK (U16FER9)	2	2	2	2	2			

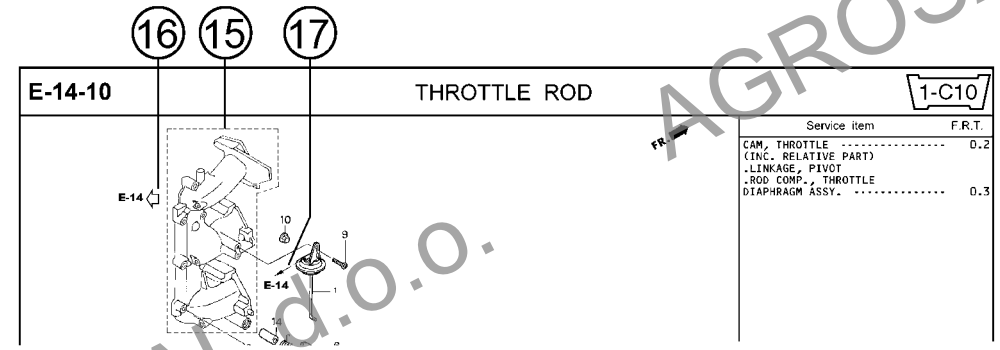
2000.09.20 E

Page No.

Part catalogue structure



Ref. No.	Part No.	Description	Reqd. QTY						Serial No.	Parts catalogue code
			BF 9/901	BFP 9/901	BF 1001	BFP 1001	BF 1081	BFP 1081		
1	12166-ZW9-000	STOPPER, ENGINE SIDE	2	2	2	2	2	2		
2	12210-ZW9-000ZA	HEAD COMP., CYLINDER *NH8*	1	1	1	1	1	1		
3	1225-ZW9-003	GASKET, CYLINDER HEAD	1	1	1	1	1	1		
4	12310-ZW9-000	COVER COMP., HEAD	1	1	1	1	1	1		
5	12312-ZW9-000	PACKING, HEAD COVER	1	1	1	1	1	1		
6	15611-921-000	CAP, OIL (NO GAUGE)	1	1	1	1	1	1		
7	16617-ZW9-000	HOLDER, CABLE	1	1	1	1	1	1	SC,S6	
	16617-ZW9-010		1	1	1	1	1	1	1001800 LHC,LHD	



- ① **Address number**
 - Address No. is provided (in place of the page No.) to help you refer to the part with the part No. or part name.
- ② **Block title** ③ **Block number**
- ④ **Service item/Flat rate time**
- ⑤ **Reference number**
 - Title number marked with the parenthesis or parentheses indicates that it continues from the previous page.
- ⑥ **Part number** ⑦ **Honda color code**
- ⑧ **Description**
- ⑨ **Assemblies**
 - Sections framed with broken lines in the exploded view drawings are available as complete assemblies. (Their individual parts can also be obtained.)
- ⑩ **Color description**
- ⑪ **Note**
 - Notes are shown with the parentheses in the part name column.
- ⑫ **Required quantity**
 - Required QTY shown in the parenthesis or parentheses indicates the optional part.
 - Required QTY marked with "N" Indicates the optional part that should be selected as needed.
 - Required QTY indicates the number of the part used in the block.
- ⑬ **Serial number**
- ⑭ **Type**
 - When the type column is blank, it indicates that the part is applicable to all types.
 - As the type of the actual unit may differ from the "parts catalogue, type" please refer to "Models, types and applicable serial numbers" for confirmation.
- ⑮ **[Dotted line]**
 - Parts enclosed within a dotted line [] are covered in a different block.
- ⑯ **[Hollow arrow]**
 - A hollow arrow [] indicates the block No. for the parts enclosed within a dotted line [] .
- ⑰ **[Solid arrow]**
 - A solid arrow [] indicates the block No. the part in question is connected to.

When the parts were revised

Abbreviations used in the parts catalogue

1



Be sure to check the serial number!!



Ref. No.	Part No.	Description	Reqd. QTY						Serial No.
			BF 99D1	BFP 99D1	BF 10D1	BFP 10D1	BF 10B1	BFP 10B1	
1	12166-ZW9-000	STOPPER, ENGINE SIDE	2	2	2	2	2		
2	12210-ZW9-000ZA	HEAD COMP., CYLINDER *NH8*.....DARK GRAY	1	1	1	1	1		
3	12251-ZW9-003	GASKET, CYLINDER HEAD	1	1	1	1	1		
4	12310-ZW9-000	COVER COMP., HEAD	1	1	1	1	1		
5	12312-ZW9-000	PACKING, HEAD COVER	1	1	1	1	1		
6	15611-921-000	CAP, OIL (NO GAUGE)	1	1	1	1	1		
7	16617-ZW9-000	HOLDER, CABLE (###).....	1	1	1	1	1		
	16617-ZW9-010	1	1	1	1	1		

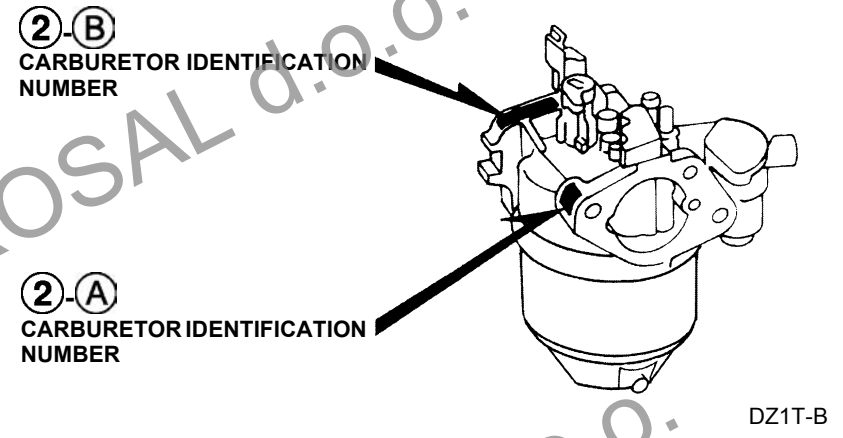
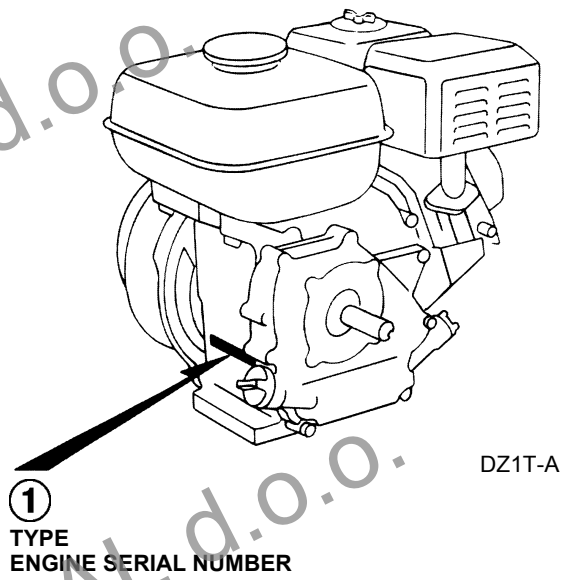
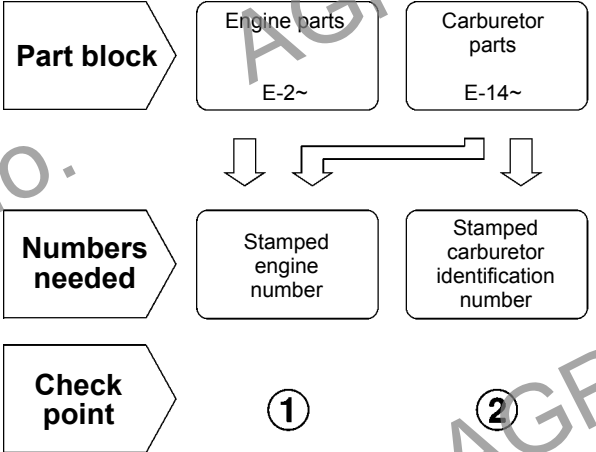
The number has been used from the initial model without revision. When shown at the left side, it is applicable to the models of No.1001801 and the subsequent numbers. When shown at the right side, it is applicable to the models up to No.1001800.

• The parts listed with "###" at the end of the parts name have limited supply period (parts not for sale).

• The following abbreviations are used in the parts name column.

- A Ampere
- A.C. Alternating current
- ASSY. Assembly
- AT. Automatic transmission
- C.D.I. Capacitive discharge ignition
- COMP. ... Complete
- D.C. Direct current
- EX. Exhaust
- G.F.C.I ... Ground fault circuit interruptor
- HEX. Hexagonal
- H.S.T. Hydrostatic transmission
- FRFront
- IN.Inlet
- L (100L) .Link (100 Links)
- L.Left
- MMMillimeter
- MT.Manual Transmission
- P.T.O.Power take off
- R.Right
- RR.Rear
- STD.Standard
- T (22T) ...Tooth (22 Teeth)
- VVolt
- WWatt

How to check the part block and serial numbers



Models, parts catalogue codes and applicable serial numbers

- Models, parts catalogue codes and applicable serial Nos. given in this parts catalogue can be identified as follows.

Model	Type	Parts catalogue type	Applicable engine serial No.	Applicable carburetor identification No.	
GX160H1	LD	LD	GCAAH-1000001~	BE66E B	
	LDT	LDT			
	QD	QD			
	QDJ1	QDJ1			
	QMK4	QMK4			
	QX	QX		BE65B B	
	QXU	QXU			
	QX2	QX2			
	RD	RD		BE66E B	
	SD	SD			
	SH	SH		BE65B B	
	SMK4	SMK4			
	SX	SX			
	SXE	SXE			
	SXJ1	SXJ1			
	VSK3	VSK3			BE67A B
	VSK4	VSK4			
	VSX	VSX			BE06J C
	VS3	VS3			BE67A B
	VXH	VXH			
VXJ1	VXJ1				
VXK3	VXK3	BE65B B			
VXK4	VXK4				
WMB0	WMB0	BE66E B			

* Of carburetor identification numbers, only the portions underlined in the example below are used for registration.

BE 66E B KC ナ
 (A) (B)

Features of each type

• See the following table for the features of each type. (Items in brackets are optional)

Specifications		Model	GX160H1													
		Type	LD	LDT	QD	QDJ1	QMK4	QX	QXU	QX2	RD	SD	SH	SMK4	SX	SXE
Crankshaft	20mm Ø Spline		●	●												
	19mm Ø Straight				●	●	●	●	●							
	20mm Ø Straight									●	●	●	●	●	●	
	3/16" Tapered															
	M18 Stepped thread															
Starter motor																●
Oil alert				●				●	●	●					●	●
Engine stop switch			●	●	●	●	●	●	●	●	●	●	●	●	●	
Fuel tank			●	●	●	●	●	●	●	●	●	●	●	●	●	●
Reduction			●	●							●					
Muffler cover																

Specifications		Model	GX160H1									
		Type	SXJ1	VSK3	VSK4	VSX	VS3	VXH	VXJ1	VXK3	VXK4	WMB0
Crankshaft	20mm Ø Spline											
	19mm Ø Straight											
	20mm Ø Straight	●										
	3/16" Tapered		●	●	●	●	●	●	●	●		
	M18 Stepped thread											●
Starter motor												
Oil alert		●	●	●	●	●	●	●	●	●	●	
Engine stop switch		●	●	●	●			●	●	●	●	
Fuel tank		●			●				●	●	●	
Reduction												
Muffler cover												(●)

Fuel hose, general purpose hoses and vinyl hose

- The standard part fuel hose, general purpose hose and vinyl hose may be substituted by the coiled bulk part.
- When ordering the standard part fuel hose, general purpose hose and vinyl hose use the bulk part number written in the parts catalog in brackets () underneath the part name.
- When exchanging the hose, cut and use at the specified length as mentioned in the part name.
(For the method of cutting the bulk part, and method of filling out orders etc., please refer to the instructions issued with the bulk part.)

Bulk part number of fuel hose, general purpose hose and vinyl hose.

Example: 9 5 0 0 1 - 7 5 0 0 1 - 5 0 M

Bulk part number:
Refers to the bulk part.

Marking code (fuel hose and general purpose hose)

Change code (Vinyl hose)

Indicates number mark or change sequence, however, the code for the bulk part must be strictly 0 (zero).

Types of code:

- Fuel hose
 - 2: Red outside braid (3 mm inside dia. only)
 - 5: Black inside braid
 - 3: Red (3 mm inside dia. only)
 - 4: Ash gray with red stripe (3 mm inside dia. only)
 - 6: Black

- General hose
 - 1: Ash gray
 - 2: Ash gray
 - 3: Black
 - 5: Black

- Vinyl hose
 - 1: Clear
 - 2: Black
 - 3: Light red
 - 6: Light red
 - 7: Pale black

Lengths:

- 001: 1 m (standard)
 - 003: 3 m
 - 008: 8 m
- Application or specification of some parts is not settled.

I.D code: (fuel hose and general purpose hose)

- | | | | | |
|------------|--------------------|--------------------|-----------------------------|-----------------------------|
| 30: 3.0 mm | 50: 5.0 mm | 70: 7.0 mm | 11: 11 mm | 12: 12 (outside dia. 17) mm |
| 35: 3.5 mm | 55: 5.3 mm, 5.5 mm | 75: 7.3 mm, 7.5 mm | 91: 12 (outside dia. 15) mm | 14: 14 mm |
| 45: 4.5 mm | 65: 6.5 mm | 80: 8.0 mm | 92: 12 (outside dia. 16) mm | 17: 17 mm |

ID./OD. code: (vinyl hose)

- | | | | | |
|-------------------------|--------------------------|---------------------------|---------------------------|---------------------------|
| 01: ID. 2.9, OD. 6.8 mm | 12: ID. 5.0, OD. 7.0 mm | 21: ID. 8.0, OD. 9.0 mm | 37: ID. 11.0, OD. 15.0 mm | 50: ID. 16.0, OD. 19.0 mm |
| 03: ID. 3.0, OD. 6.0 mm | 10: ID. 5.0, OD. 8.0 mm | 23: ID. 8.0, OD. 12.0 mm | 38: ID. 12.0, OD. 13.0 mm | 55: ID. 17.5, OD. 20.5 mm |
| 05: ID. 3.5, OD. 6.5 mm | 11: ID. 5.0, OD. 9.0 mm | 25: ID. 9.0, OD. 11.0 mm | 39: ID. 12.0, OD. 14.0 mm | 60: ID. 22.0, OD. 27.0 mm |
| 07: ID. 4.0, OD. 7.0 mm | 14: ID. 6.0, OD. 9.0 mm | 27: ID. 9.0, OD. 13.0 mm | 40: ID. 12.0, OD. 16.0 mm | |
| 08: ID. 4.5, OD. 6.5 mm | 17: ID. 7.0, OD. 9.0 mm | 33: ID. 10.0, OD. 14.0 mm | 43: ID. 13.0, OD. 15.0 mm | |
| 09: ID. 4.5, OD. 8.0 mm | 19: ID. 7.0, OD. 11.0 mm | 36: ID. 11.0, OD. 13.0 mm | 45: ID. 14.0, OD. 18.0 mm | |

Hose type:

- 1: Fuel hose
- 3: Vinyl hose
- 5: General hose

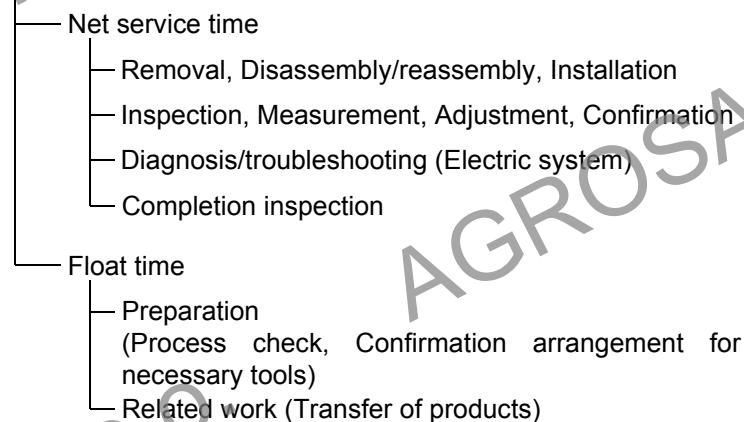
⊙ **CAUTION: It is DANGEROUS to confuse the fuel hose with the general purpose hose or vinyl hose.**

Never use a general purpose hose or vinyl hose in place of a fuel hose or vice versa. Always use the correct bulk part in the parts catalogue, according to the service manual or the instructions issued with the bulk part.

FLAT RATE SERVICE TIME

Flat rate service time (FRT) means the standard time required to service a product, which is listed in this manual to help the dealers control the actual working process and calculate the service charge by using it as a guide.

FRT setting system



* Float time is set by multiplying the net service time by a given coefficient.

Editorial style

The service items shown in the text are listed with the exchange work time for the repair sales parts as the subject. Other representative service items not using repair parts (removal/installation, adjustment, inspection/measuring, and other work) are listed collectively in the list in the preface, classified according to the work.

FRT setting standard

- Decimal system (in unit of 0.1) is adopted to set FRT as it is convenient to calculate the wage.
Example: (0.1) → 6 minutes, (0.2) → 12 minutes
[Labor cost per hour] x [FRT] = [Wage]
- FRT is set with a hand tool.
- Service items and FRT can be subject to change depending on development of tools and service equipment and improvement in service procedure.

Work procedure

- As the work procedure is set with the work time according to the method in the separate Service Manual, refer to this Manual as required.
- Work methods permitting servicing in the shortest time still permitting assurance of safe work and product warranty are used for the setting of service items not listed in the Service Manual.
- Work basically is to be performed by one person, and when two or more people are required, setting is done as the total time for the number of people.
- The set value for the technological level of the workers uses a person with three years of experience in the repair of Honda products as the standard.
- Special tools and service equipment used to set FRT are those specified or recommended in Service Manual.

Service item whose FRT is not presented

- Accessories and service parts that are not listed to use in this manual.
 - Locations with little aging deterioration or breakage during normal use.
 - Service work that can be finished by one touch.
 - Service work that is seldom done (i.e. extremely small causes of trouble and service frequency).
 - Products and parts whose location for installation differs according to its status of use and application.
- * When FRT is not presented, please calculate wages based on appropriate actual work time.

Operation not included of FRT

- Oil and coolant water draining, Waiting time for warming up operation and etc..
- Additional operation that involves removal/installation of standard exterior equipment.
- Indirect time spent for service by visiting the customer, trade-in, and delivery.
- Indirect time required for ordering and delivery of parts.
- Cost for grease, adhesive agent, etc. used for service work.

Explanation of FRT by using an example
(The example may differ from the actual presented items)

Ref. No.	L.O.N.	(Relative ref. Number) Description	F.R.T.
①	1111L1	(1, 3, 4, 7) VALVE, INTAKE4.1	②
③	1111L1A	• NOTE: OHV type • Includes: Engine removal and installation	⑦
		One head (intake all) add 1.4	⑤

- ① Reference No. of the illustration of part that shows location of the replacement work.
- ② FRT is an abbreviation of Flat Rate Time indicating the standard service time required for the replacement.
- ③ LON is an abbreviation of Labor Operation Number, and it is a classification of the service items by the work unit code.

The same operation code is used regardless of the models.

Standard operation is indicated with 6 digits code, and additional operation is indicated with 7 digits code.

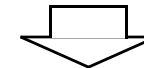
- ④ Indicating the intake valve replacement and FRT4.1.
- ⑤ Indicating FRT1.4 that will be added when additional operation (whole intake side of one cylinder head) is done in association with intake valve replacement.

- ⑥ Indicating work condition or application condition of the service item.
- ⑦ Indicating work contents that are included in the service item.
- ⑧ Indicating a reference No. whose operation and time are the same as FRT4.1 for the intake valve.

(The application range is limited to the service items without an LON setting within a same block.)

How to refer to the service item by using the sample
 (intake valve replacement)

Open to the page of the block where the intake valve's spare part illustration is shown.



Look for the intake valve illustration, and refer to the service item and FRT that agree with the reference No.

Indication mark for the listing of service items that continues to the following page

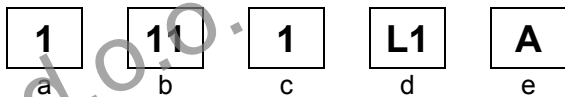
Ref. No.	L.O.N.	(Relative ref. Number) Description	F.R.T.
2	1111L1	VALVE, INTAKE	4.1
	.	.	.
	.	.	.

Mark indicated at the last line.

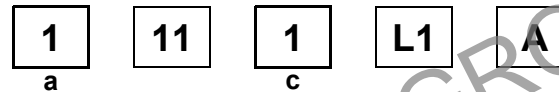
Indication of the block with no setting of FRT

Ref. No.	L.O.N.	(Relative ref. Number) Description	F.R.T.
NO INFORMATION			

• LON code system



- a) Category code..... Engine
- b) Location/function code Engine upper
- c) Operation code..... Replace
- d) Operation sequence number (Unit code can be shown with alphabet)
..... Intake valve
(No regular rule of code)
- e) Additional code One head (intake all)
(No regular rule of code)



a) Category codes and classification

Code	Category
1	Engine
2	Power drive
3	Fuel & Exhaust
4	Frame & Body
5	Steering
6	Electrical
7	Axle & Brake
8	Control system
9	-
0	Attachments

c) Operation codes and classification

Code	Operation category
1	Replace, Removal/Installation, Change
2	Overhaul
3	Adjust, Rotation
4	(Paint-related work: Top-coat)
5	Test, Inspect/diagnose, Measurement
6	(Overhaul-related work: Rebore)
7	(Overhaul-related work: Reseal)
8	(Resurface)
9	(Paint-related work: Refinish)
0	Repair, Cleaning, Air bleeding

Major service items without using spare parts
 (1) Removal/Installation, (2) Adjustment, (3) Inspection/
 Measurement, (4) Overhaul, (5) Other work

E: Engine, T: Transmission, D: Drive system, B: Body and related
 parts

(1) Removal/Installation

Set with the parts configuration in the status of being removed from
 the product.

	LON	DESCRIPTION	FRT
E	1111L3	CYLINDER HEAD ASSEMBLY- REMOVAL/INSTALLATION	0.5

(2) Adjustment

	LON	DESCRIPTION	FRT
E	1113A1	VALVE CLEARANCE-ADJUSTMENT NOTE: For 1 product	0.3
	1163A0	CONTROL, THROTTLE/GOVERNOR- ADJUSTMENT	0.2
	3113A2	CARBURETOR IDLE-ADJUSTMENT	0.2

(3) Inspection, Measurement, Cleaning

	LON	DESCRIPTION	FRT
E	1105A0	ENGINE OIL-INSPECTION	0.1
	3120A0	AIR CLEANER-CLEANING INCLUDES: Air cleaner-inspection	0.2
	3130A0	SPARK ARRESTER-CLEANING	0.2
	6140A0	SPARK PLUG-ADJUSTMENT/CLEANING NOTE: For 1 product	0.1

(4) Overhaul

Work condition: The required Measurements, inspections,
 adjustments and cleaning/washing of each part are performed,
 including the main body removal/installation work and the
 replacement of defective parts.

	LON	DESCRIPTION	FRT
E	3112A0	CARBURETOR-OVERHAUL INCLUDES: All necessary adjustment	0.6

(5) Other work

	LON	DESCRIPTION	FRT
E	1101E1	ENGINE OIL-CHANGE INCLUDES: Engine oil-inspection	0.1

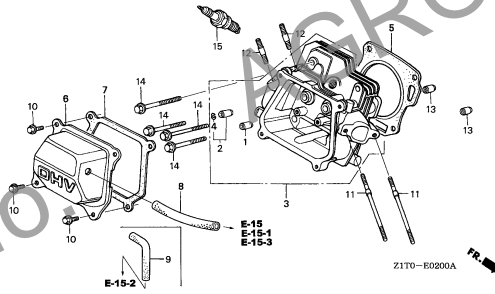
ENGINE GROUP

B15

E-2

CYLINDER HEAD

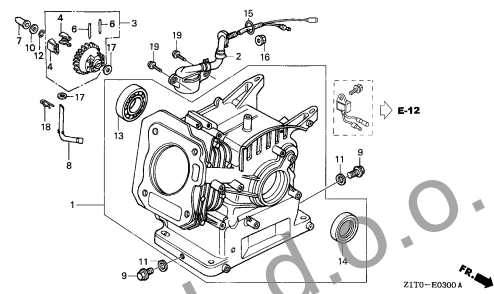
D 1



E-3

CYLINDER BARREL

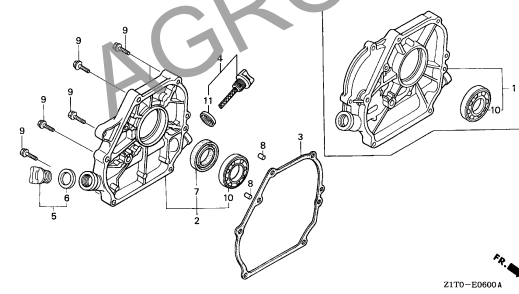
D 2



E-6

CRANKCASE COVER

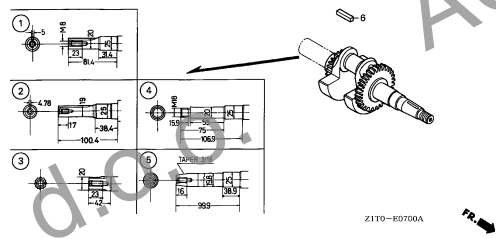
D 3



E-7

CRANKSHAFT

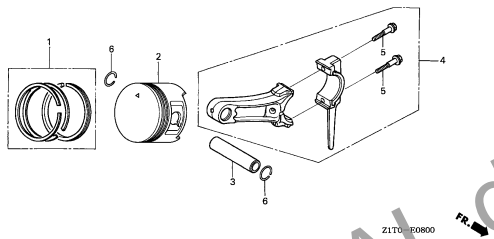
D 4



E-8

PISTON

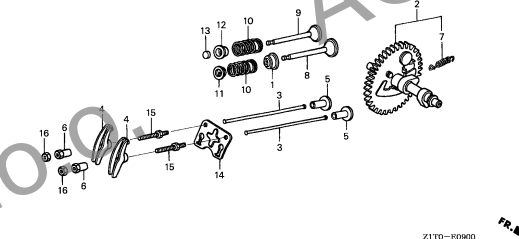
D 5



E-9

CAMSHAFT

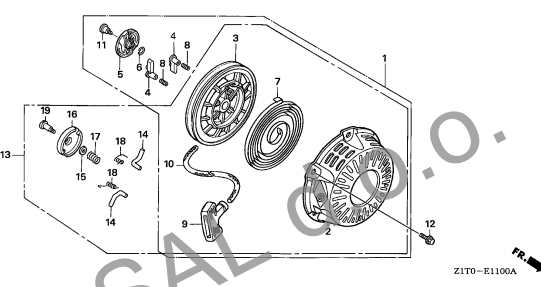
D 6



E-11

RECOIL STARTER(1)

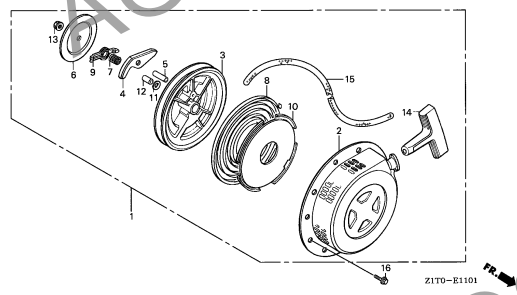
D 8



E-11-1

RECOIL STARTER(2)

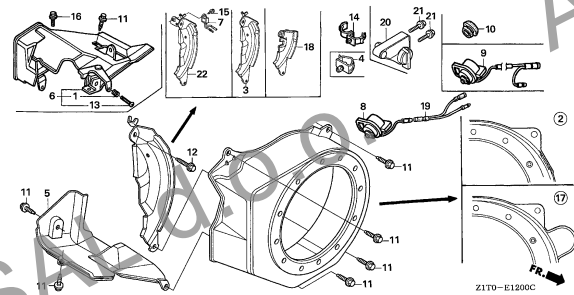
D10



E-12

FAN COVER

D11



2

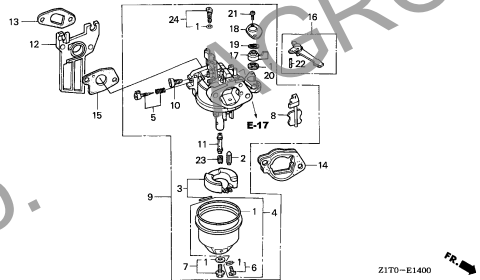
ENGINE GROUP

B16

E-14

CARBURETOR(1)

D13

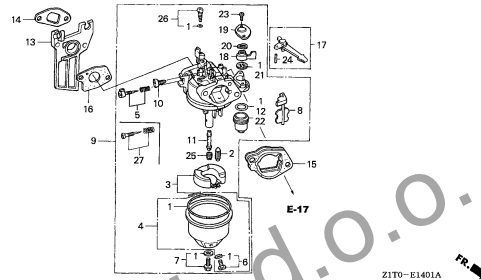


Z170-E1400

E-14-1

CARBURETOR(2)

D15

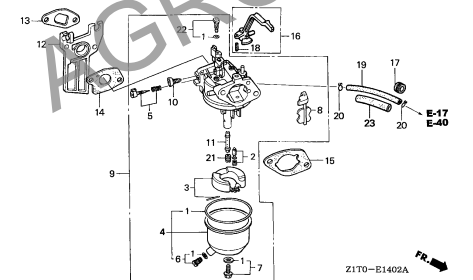


Z170-E1401A

E-14-2

CARBURETOR(3)

E 1

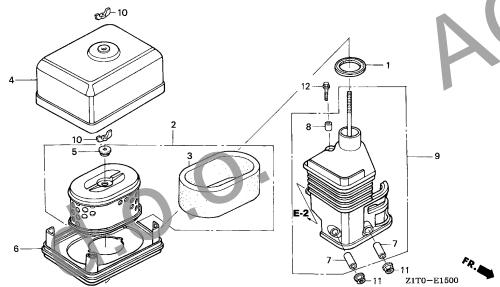


Z170-E1402A

E-15

AIR CLEANER(DUAL)

E 3

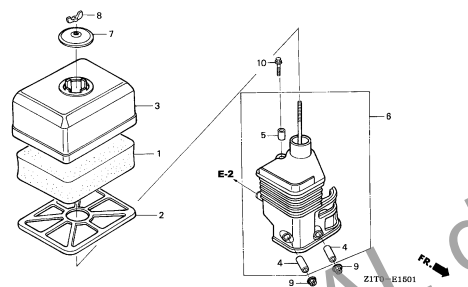


Z170-E1500

E-15-1

AIR CLEANER(SEMI DRY)

E 4

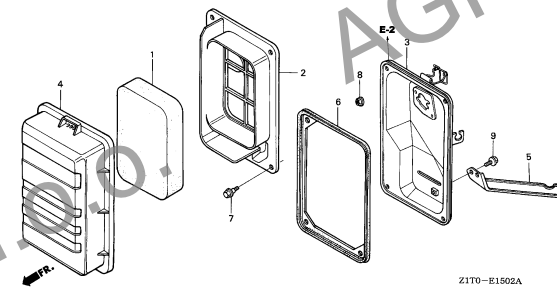


Z170-E1501

E-15-2

AIR CLEANER(GENERATOR)

E 5

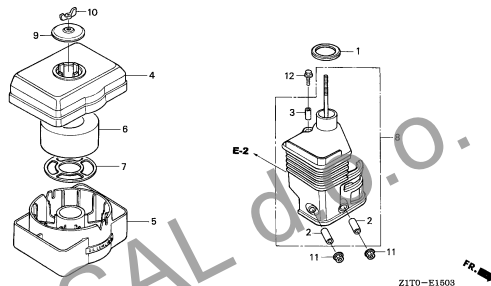


Z170-E1502A

E-15-3

AIR CLEANER(OIL BATH)

E 6

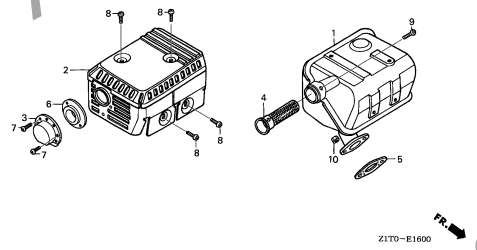


Z170-E1503

E-16

MUFFLER(STANDARD)

E 7

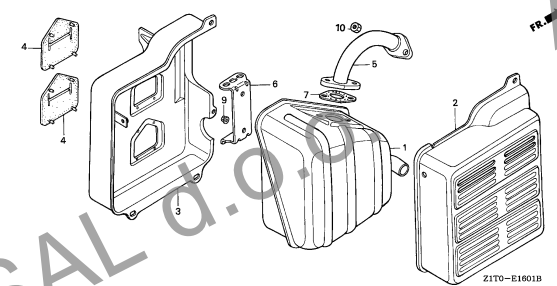


Z170-E1600

E-16-1

MUFFLER(GENERATOR)

E 8



Z170-E1601B

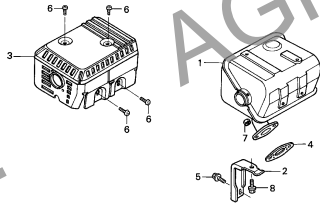
ENGINE GROUP

C 1

E-16-2

MUFFLER(SILENT)

E 9



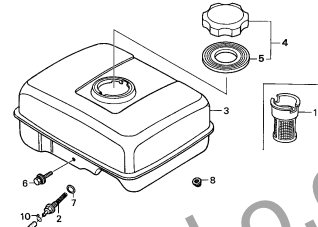
Z1T0-E1602



E-17

FUEL TANK

E10



E-14
E-14-1
E-14-2

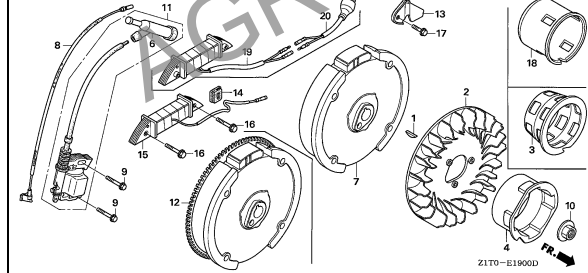
Z1T0-E1700B



E-19

FLYWHEEL/IGNITION COIL

E11



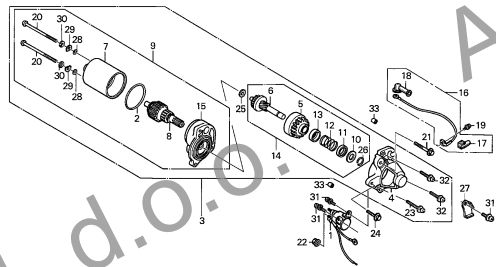
Z1T0-E1900D



E-21

STARTER MOTOR

E12



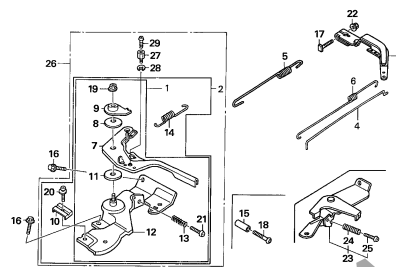
Z1T0-E2100



E-22

CONTROL

E14



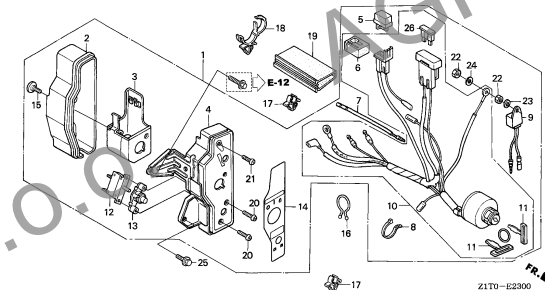
Z1T0-E2200B



E-23

CONTROL BOX

E16



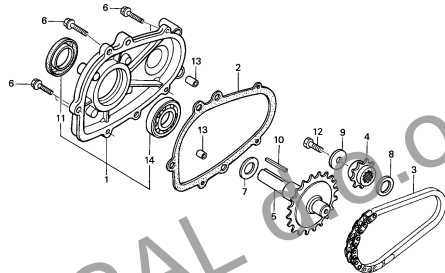
Z1T0-E2300



E-26

REDUCTION(LD,LDT)

F 2



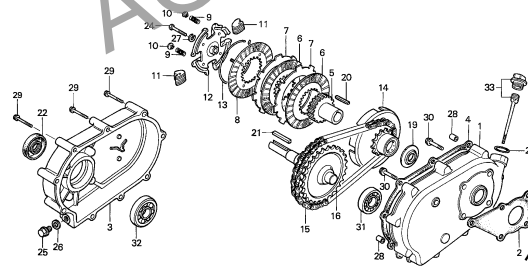
Z1T0-E2600



E-26-1

REDUCTION(RD)

F 3



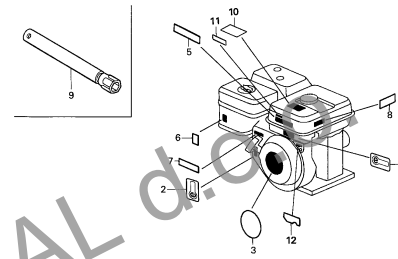
Z1T0-E2601A



E-28

LABEL/TOOL

F 5



Z1T0-E2800C

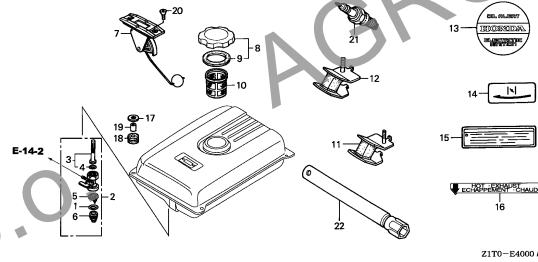
ENGINE GROUP

C 2

E-40

FUEL COCK/LABEL(OTHER PARTS)

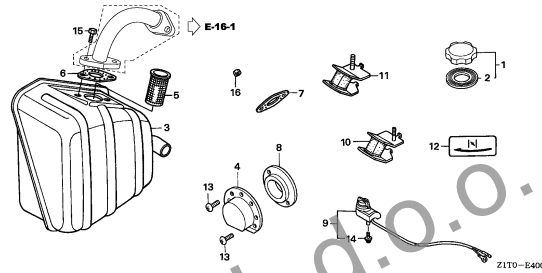
F 6



E-40-1

MUFFLER(OTHER PARTS)

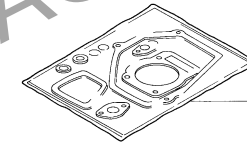
F 8



EOP-1

GASKET KIT

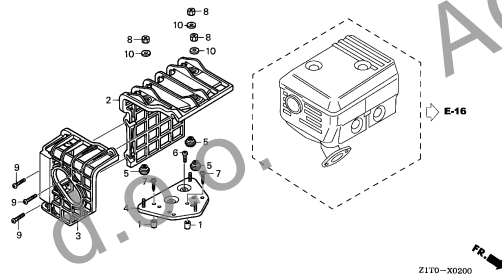
F 9



EOP-2

MUFFLER COVER

F10

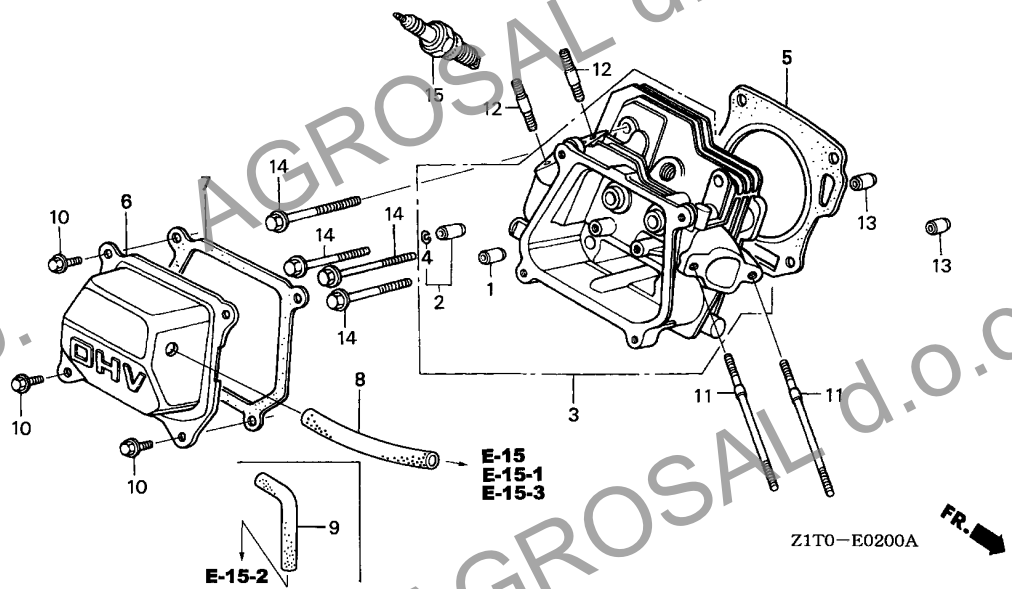


2

E-2

CYLINDER HEAD

D 1



Ref. No.	L.O.N.	(Relative ref. Number) Description	F.R.T.
1	1111E9	GUIDE, INTAKE VALVE .INCLUDES: Valve clearance adjustment	0.8
	1111E9E	.Replace intake and exhaust all add	0.2
2	1111E8	GUIDE, EXHAUST VALVE .INCLUDES: Valve clearance adjustment	0.8
	1111E8E	.Replace intake and exhaust all add	0.2
3	1111N3	HEAD, CYLINDER .INCLUDES: Valve clearance adjustment and reface	0.9
5	1111N4	GASKET, CYLINDER HEAD (7)	0.5
6	1111D5	COVER, CYLINDER HEAD AND/OR PACKING, HEAD COVER (9)	0.1
8	1111K5	TUBE, BREATHER	0.1
15	6141C1	PLUG, SPARK .INCLUDES: Spark plug check	0.1

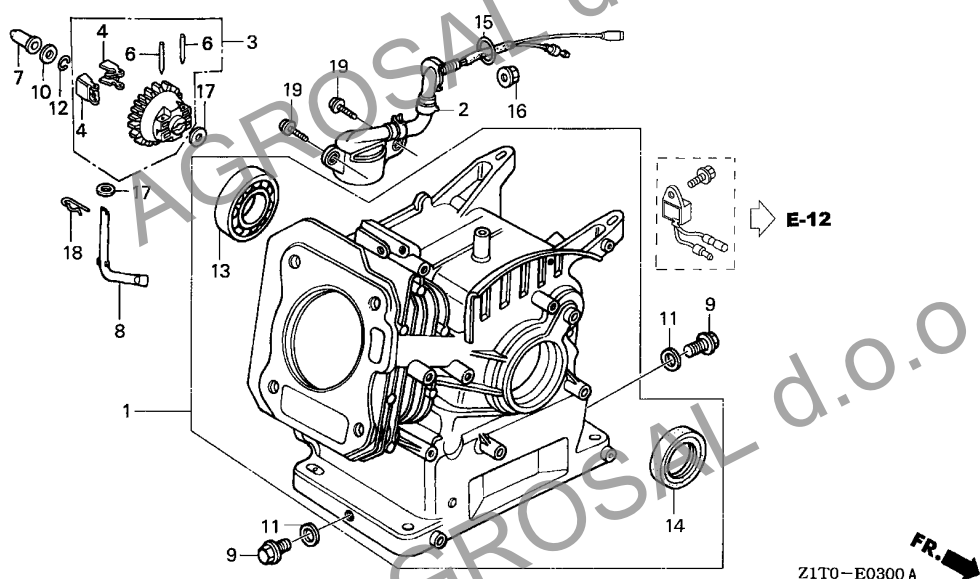
Ref. No.	Part No.	Description	Reqd. QTY	Serial No.	Parts catalogue code
			GX 160 H1		
1	12204-ZE1-306	GUIDE, IN. VALVE (O.S.)	(1)		
2	12205-ZE1-315	GUIDE, EX. VALVE (O.S.)	(1)		
3	12210-Z1T-000	HEAD COMP., CYLINDER	1		
4	12216-ZE5-300	CLIP, VALVE GUIDE	1		
5	12251-Z1T-003	GASKET, CYLINDER HEAD	1		
6	12310-ZE1-020	COVER COMP., HEAD	1		
7	12391-ZE1-000	PACKING, HEAD COVER	1		
8	15721-ZH8-000	TUBE, BREATHER	1	LD, LDT, QD, QDJ1, QMK4, QX, QXU, QX2, RD, SD, SH, SMK4, SX, SXE, SXJ1, VSX, VVK3, VVK4	
9	15721-883-030	TUBE, BREATHER	1	WMBD VSK3, VSK4, VS3, VXH, VXJ1	
10	90013-883-000	BOLT, FLANGE, 6X12(CT200)	4		
11	90043-ZB2-003	BOLT, STUD, 6X94	2	VSK3, VSK4, VS3, VXH, VXJ1	
	90043-ZE1-020	BOLT, STUD, 6X112	2	LD, LDT, QD, QDJ1, QMK4, QX, QXU, QX2, RD, SD, SH, SMK4, SX, SXE, SXJ1, VSX, VVK3, VVK4	
12	90047-ZE1-000	BOLT, STUD, 8X32	2	WMBD	
13	94301-10160	DOWEL PIN, 10X16	2		
14	95723-08060-00	BOLT, FLANGE, 8X60	4		
15	98079-55846	PLUG, SPARK (BPR5ES) (NGK)	(1)	QX, QXU, QX2, SH, VSK3, VSK4, VSX, VXH, VXJ1, VVK3, VVK4, WMBD	
	98079-55855	PLUG, SPARK (W16EPR-U) (DENSO)	(1)	QXU, QX2, SH, VSK3, VSK4, VSX, VXH, VXJ1, VVK3, VVK4, WMBD	
	98079-56846	PLUG, SPARK (BPR6ES) (NGK)	1	LD, LDT, QD, QDJ1, QMK4, QX, QXU, QX2, RD, SD, SH, SMK4, SX, SXE, SXJ1, VSK3, VSK4, VS3, VXH, VXJ1, VVK3, VVK4, WMBD	
	98079-56855	PLUG, SPARK (W20EPR-U) (DENSO)	1	LD, LDT, QD, QDJ1, QMK4, QX, QXU, QX2, RD, SD, SH, SMK4, SX, SXE, SXJ1, VSK3, VSK4, VS3, VXH, VXJ1, VVK3, VVK4	
	98079-56841	PLUG, SPARK (BP6ES) (NGK)	1	VSX	

2

E-3

CYLINDER BARREL

D 2



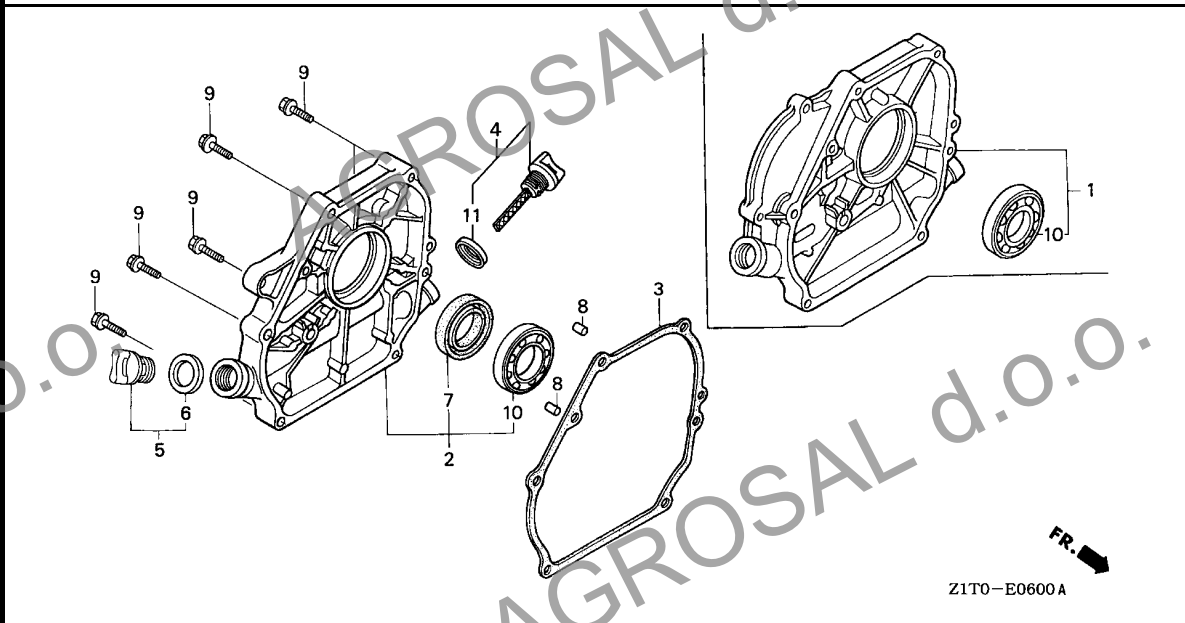
Ref. No.	L.O.N.	(Relative ref. Number) Description	F.R.T.
1	1101A0	BARREL, CYLINDER (15)	2.0
2	6151E8	SWITCH, OIL LEVEL (4)	0.5
3	1161C4	GOVERNOR ASSEMBLY	1.0
7	1161B6	SLIDER, GOVERNOR	0.4
8	1161B4	SHAFT, GOVERNOR ARM	0.9
11	1101D5	WASHER, DRAIN PLUG	0.1
13	1101A4	BEARING, CRANKSHAFT :FRONT	1.9
14	1101E4	OIL SEAL, CRANKSHAFT :FRONT	1.8

Ref. No.	Part No.	Description	Reqd. QTY	Serial No.	Parts catalogue code
1	12000-Z1T-000 12000-Z1T-810	BARREL ASSY., CYLINDER BARREL ASSY., CYLINDER (OIL ALERT)	1	-----	LD, QD, QDJ1, QMK4, RD, SD, SH, SMK4, WMBO
2	15510-ZE1-053	SWITCH ASSY., OIL LEVEL	1	-----	LDT, QX, QXU, QX2, SX, SXE, SXJ1, VSK3, VSK4, VSX, VS3, VXH, VXJ1, VVK3, VVK4
3	16506-Z10-000 16510-Z1T-000	GOVERNOR ASSY.	1	-----	LDT, QX, QXU, QX2, SX, SXE, SXJ1, VSK3, VSK4, VSX, VS3, VXH, VXJ1, VVK3, VVK4
4	16511-ZE1-000	WEIGHT, GOVERNOR	2	-----	VSK3, VSK4, VSX, VS3, VVK3, VVK4
6	16513-ZE1-000	PIN, GOVERNOR WEIGHT	2	-----	LD, LDT, QD, QDJ1, QMK4, QX, QXU, QX2, RD, SD, SH, SMK4, SX, SXE, SXJ1, VXH, VXJ1, WMBO
7	16531-Z1T-000	SLIDER, GOVERNOR	1	-----	LD, LDT, QD, QDJ1, QMK4, QX, QXU, QX2, RD, SD, SH, SMK4, SX, SXE, SXJ1, VXH, VXJ1, WMBO
8	16541-Z1T-000	SHAFT, GOVERNOR ARM	1	-----	
9	90131-ZE1-000	BOLT, DRAIN PLUG	2	-----	
10	90451-Z1T-000	WASHER, THRUST, 6MM	1	-----	
11	90601-ZE1-000	WASHER, DRAIN PLUG, 10.2MM	2	-----	
12	90602-ZE1-000	CLIP, GOVERNOR HOLDER	1	-----	
13	91001-ZF1-003 91001-ZF1-004	BEARING, RADIAL BALL (6205TMB) (NTN) BEARING, RADIAL BALL (6205SH) (KOYO)	1 1	-----	
14	91202-Z1T-003	OIL SEAL, 25X41X6	1	-----	
15	91353-671-004	O-RING, 14MM(NOK)	1	-----	LDT, QX, QXU, QX2, SX, SXE, SXJ1, VSK3, VSK4, VSX, VS3, VXH, VXJ1, VVK3, VVK4
16	94050-10000	NUT, FLANGE, 10MM	1	-----	
17	94101-06800	WASHER, PLAIN, 6MM	2	-----	LDT, QX, QXU, QX2, SX, SXE, SXJ1, VSK3, VSK4, VSX, VS3, VXH, VXJ1, VVK3, VVK4
18	94251-08000	PIN, LOCK, 8MM	1	-----	
19	95701-06012-00	BOLT, FLANGE, 6X12	2	-----	LDT, QX, QXU, QX2, SX, SXE, SXJ1, VSK3, VSK4, VSX, VS3, VXH, VXJ1, VVK3, VVK4

E-6

CRANKCASE COVER

D 3



Ref. No.	L.O.N.	(Relative ref. Number) Description	F.R.T.
2	(1)		
2	1101F1	COVER, CRANKCASE	0.2
3	1101E9	PACKING, CRANKCASE COVER	0.2
7	1101E5	OIL SEAL, CRANKSHAFT :REAR ...	0.3
10	1101A6	BEARING, CRANKSHAFT :REAR	0.4

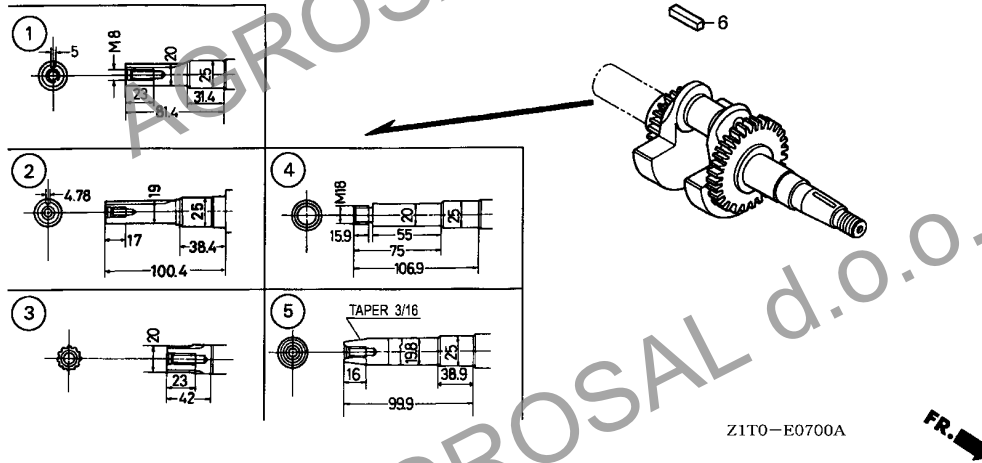
Ref. No.	Part No.	Description	Reqd. QTY	Serial No.	Parts catalogue code
			GX 160 H1		
1	11300-ZE1-613	COVER ASSY., CRANKCASE	1	-----	LD,LDT
2	11300-Z1T-000	COVER ASSY., CRANKCASE	1	-----	RD
	11300-Z1T-630	1	-----	SD,SH,SMK4,SX,SXE,SXJ1,VSX,VS3,VXH,VXJ1,WMB0
	11300-Z1T-640	1	-----	QD,QDJ1,QMK4,QX,QXU,QX2,VSK3,VSK4,VXK3,VXK4
3	11381-ZH8-801	PACKING, CASE COVER (NON ASBEST)	1	-----	LD,LDT,QD,QDJ1,QMK4,QX,QXU,QX2,SD,SH,SMK4,SX,SXE,SXJ1,VSK3,VSK4,VSX,VS3 VXH,VXJ1,VXK3,VXK4,WMB0
	11381-ZL0-000	PACKING, CASE COVER	1	-----	RD
4	15600-Z1T-000	CAP ASSY., OIL FILLER	1	-----	
5	15600-Z1T-600	CAP ASSY., OIL FILLER	1	-----	
6	15625-Z1T-000	PACKING, OIL FILLER CAP	1	-----	
7	91202-Z1T-003	OIL SEAL, 25x41x6	1	-----	QD,QDJ1,QMK4,QX,QXU,QX2,RD,SD,SH,SMK4,SX,SXE,SXJ1,VSK3,VSK4,VSX,VS3,VXH VXJ1,VXK3,VXK4,WMB0
8	94301-08140	DOWEL PIN, 8X14	2	-----	
9	95701-08032-00	BOLT, FLANGE, 8X32	6	-----	
10	96100-62050-00	BEARING, RADIAL BALL, 6205 ..	1	-----	
11	15625-Z1T-000	PACKING, OIL FILLER CAP	1	-----	

2

E-7

CRANKSHAFT

D 4



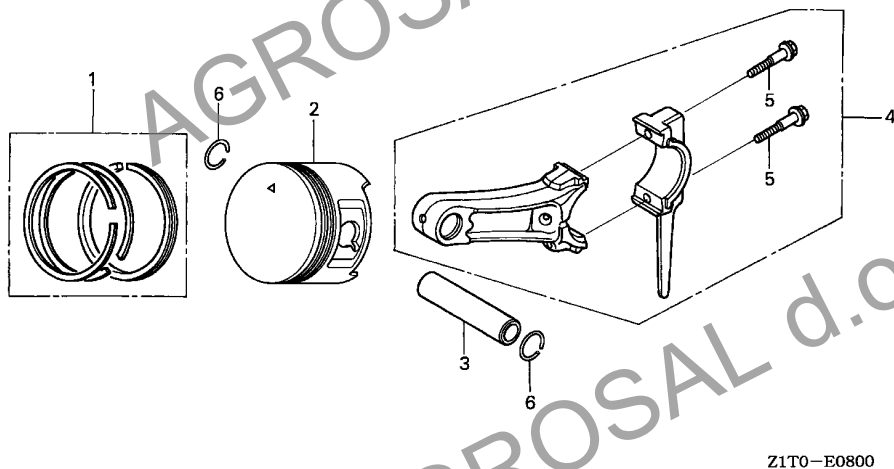
Ref. No.	L.O.N. (Relative ref. Number)	Description	F.R.T.
1	(2,3,4,5)		
1101F0		CRANKSHAFT	1.1

Ref. No.	Part No.	Description	Reqd. QTY	Serial No.	Parts catalogue code
			GX 160 H1		
1	13310-Z1T-000	CRANKSHAFT COMP.	1	RD,SD,SH,SMK4,SX,SXE,SXJ1	
2	13310-Z1T-600	CRANKSHAFT COMP.	1	QD,QDJ1,QMK4,QX,QXU,QX2	
3	13310-Z1T-610	CRANKSHAFT COMP.	1	LD,LDT	
4	13310-Z1T-650	CRANKSHAFT COMP.	1	WMB0	
5	13310-Z1T-670	CRANKSHAFT COMP.	1	VSK3,VSK4,VSX,VS3,VXH,VXJ1,VXK3,VXK4	
6	90741-883-810	KEY, 5X5X33 (YELLOW)	1	SD,SH,SMK4,SX,SXE,SXJ1	
	90745-ZE1-600	KEY, 4.78X4.78X38	1	QD,QDJ1,QX,QXU,QX2	

E-8

PISTON

D 5



Ref. No.	L.O.N. (Relative ref. Number)	Description	F.R.T.
2	(1,3,4)		
1111R1		PISTON AND/OR RING SET AND/OR BEARING AND/OR ROD INCLUDES: Inspection/Measurement/Cleaning	1.1

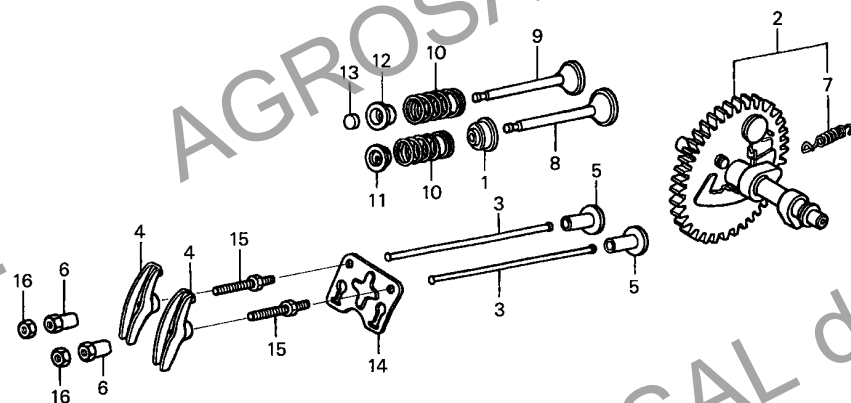
Ref. No.	Part No.	Description	Reqd. QTY	Serial No.	Parts catalogue code
			GX 160 H1		
1	13010-ZL0-003	RING SET, PISTON (STD.) (TEIKOKU)	(1)		
	13010-ZL0-004	RING SET, PISTON (STD.) (NIPPON)	(1)		
	13010-Z1T-003	RING SET, PISTON (STD.) (RIKEN)	1		
	13011-ZL0-003	RING SET, PISTON (0.25) (TEIKOKU)	(1)		
	13011-ZL0-004	RING SET, PISTON (0.25) (NIPPON)	(1)		
	13011-Z1T-003	RING SET, PISTON (0.25) (RIKEN)	(1)		
	13012-ZL0-003	RING SET, PISTON (0.50) (TEIKOKU)	(1)		
	13012-ZL0-004	RING SET, PISTON (0.50) (NIPPON)	(1)		
	13012-Z1T-003	RING SET, PISTON (0.50) (RIKEN)	(1)		
	13013-ZL0-003	RING SET, PISTON (0.75) (TEIKOKU)	(1)		
	13013-ZL0-004	RING SET, PISTON (0.75) (NIPPON)	(1)		
	13013-Z1T-003	RING SET, PISTON (0.75) (RIKEN)	(1)		
2	13101-Z1T-000	PISTON (STD.) (JIALING-HONDA)	1		
	13102-ZH8-010	PISTON (0.25)	(1)		
	13103-ZH8-010	PISTON (0.50)	(1)		
	13104-ZH8-010	PISTON (0.75)	(1)		
3	13111-Z1T-000	PIN, PISTON	1		
4	13200-Z0T-800	ROD ASSY., CONNECTING	1		
5	90001-ZE1-000	BOLT, CONNECTING ROD	2		
6	90551-ZE1-000	CLIP, PISTON PIN, 18MM	2		



E-9

CAMSHAFT

D 6



Z1T0-E0900

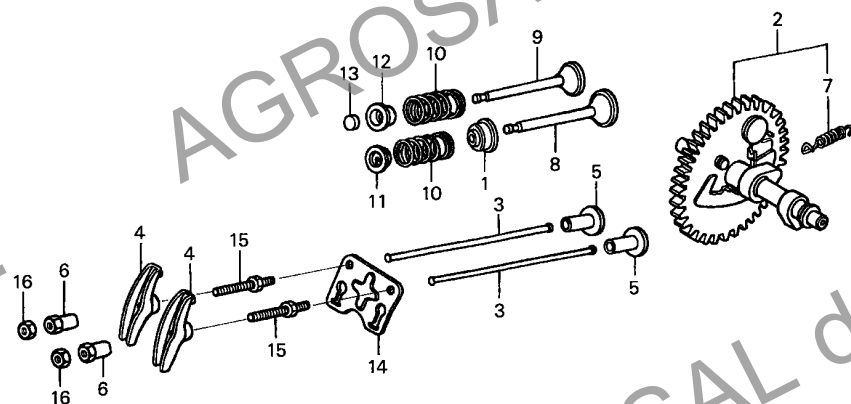
Ref. No.	L.O.N.	(Relative ref. Number) Description	F.R.T.
1	1111K2	SEAL, INTAKE VALVE STEMINCLUDES: Valve clearance adjustment	0.7
2	1111C2	CAMSHAFTINCLUDES: Valve clearance adjustment	0.4
3	1111L6	ROD, PUSH :INTAKEINCLUDES: Valve clearance adjustment	0.2
	1111L6A	.Replace exhaust push rod add	0.1
	1111L7	ROD, PUSH :EXHAUSTINCLUDES: Valve clearance adjustment	0.2
	1111L7A	.Replace intake push rod add	0.1
4	1111A2	ARM, ROCKER :INTAKEINCLUDES: Valve clearance adjustment	0.2
	1111A2A	.Replace exhaust rocker arm add	0.1
	1111A1	ARM, ROCKER :EXHAUSTINCLUDES: Valve clearance adjustment	0.2
	1111A1A	.Replace intake rocker arm add	0.1
5	1111L9	LIFTER, VALVE :INTAKENOTE: Same time for two units	0.4

Ref. No.	Part No.	Description	Reqd. QTY	Serial No.	Parts catalogue code
			GX 160 H1		
1	12209-ZH8-003	SEAL, VALVE STEM	1		
2	14100-ZL0-000	CAMSHAFT ASSY.	1	----- VSK3,VSK4,VSX,VS3,VXK3,VXK4	
	14100-Z1T-810	1	----- LD,LDT,QD,QDJ1,QMK4,QX,QXU,QX2,RD,SD,SH,SMK4,SX,SXE,SXJ1,VXH,VXJ1,WMB0	
3	14410-ZE1-010	ROD, PUSH	2		
4	14431-ZE1-000	ARM, VALVE ROCKER	2		
5	14441-ZE1-010	LIFTER, VALVE	2		
6	14451-ZE1-013	PIVOT, ROCKER ARM	2		
7	14568-ZE1-000	SPRING, WEIGHT RETURN	1		
8	14711-ZF1-000	VALVE, IN.	1		
9	14721-ZF1-000	VALVE, EX.	1		
10	14751-ZF1-000	SPRING, VALVE	2		
11	14771-ZE1-000	RETAINER, IN. VALVE SPRING ..	1		
12	14773-ZE1-000	RETAINER, EX. VALVE SPRING ..	1		
13	14781-ZE1-000	ROTATOR, VALVE	1		
14	14791-ZE1-010	PLATE, PUSH ROD GUIDE	1		
15	90012-ZE0-010	BOLT, PIVOT, 8MM	2		
16	90206-ZE1-000	NUT, PIVOT ADJUSTING	2		

E-9

CAMSHAFT

D 7



Z1T0-E0900



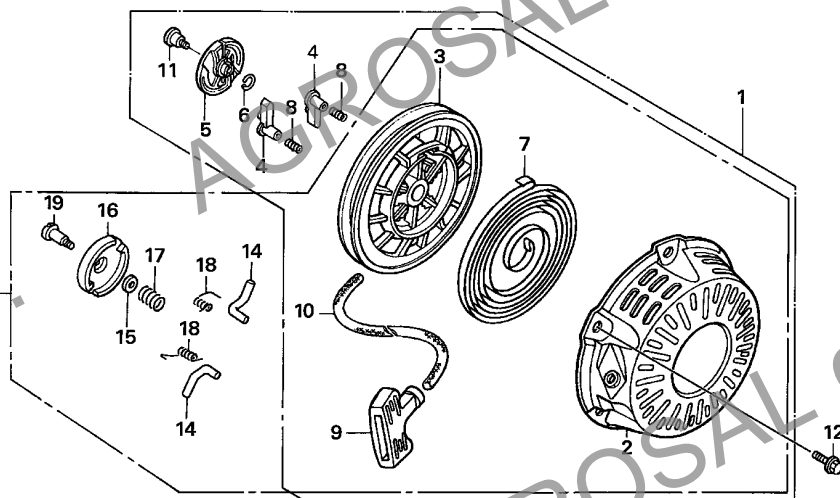
Ref. No.	L.O.N.	(Relative ref. Number) Description	F.R.T.
+ 5	1111M0	LIFTER, VALVE :EXHAUSTNOTE: Same time for two units	0.4
8	1111L1	VALVE, INTAKEINCLUDES: Valve clearance adjustment and reface	0.7
	1111L1E	.Replace intake and exhaust all add	0.1
9	1111L0	VALVE, EXHAUSTINCLUDES: Valve clearance adjustment and reface	0.7
	1111L0E	.Replace intake and exhaust all add	0.1
10	1111P3	SPRING, VALVE :INTAKEINCLUDES: Valve clearance adjustment	0.6
	1111P3A	.Replace intake and exhaust all add	0.1
	1111P4	SPRING, VALVE :EXHAUSTINCLUDES: Valve clearance adjustment	0.6
	1111P4A	.Replace intake and exhaust all add	0.1
13	1111J7	ROTATOR, VALVEINCLUDES: Valve clearance adjustment	0.2

2

E-11

RECOIL STARTER(1)

D 8



Z1T0-E1100A

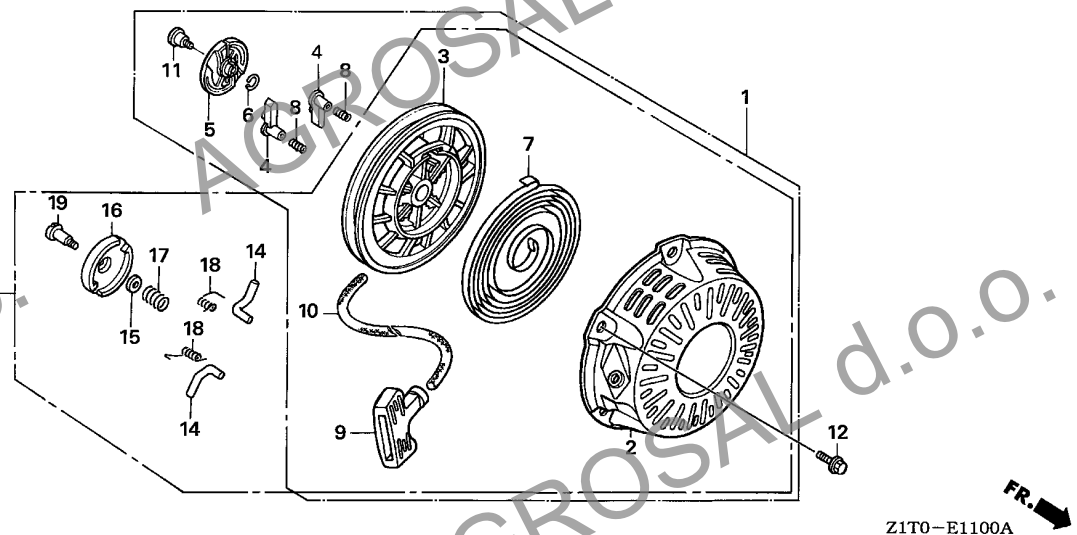
Ref. No.	L.O.N.	(Relative ref. Number) Description	F.R.T.
1	(13)		
1121B9		STARTER, RECOIL	0.1
1121B1		REEL, RECOIL STARTER (8, 14, 18)	0.3
1121B0		RATCHET, STARTER AND/OR SPRING, RATCHET (16, 17)	0.2
1121A4		GUIDE, RATCHET	0.2
1121B7		SPRING, RECOIL STARTER RETURN	0.3
1121B3		ROPE, RECOIL STARTER	0.3

Ref. No.	Part No.	Description	Reqd. QTY	Serial No.	Parts catalogue code
1	28400-ZH8-013YA	STARTER ASSY., RECOIL			
	R280	POWER RED	1	-----	QX, RD, SX, SXE, VSX
	28400-ZH8-013ZA	*R8* BRIGHT RED	1	-----	LD, QD, QXU, QX2, SD, SH, WMBO
	28400-ZH8-013ZB	*NH1* BLACK	1	-----	QX, QX2
2	28410-ZH8-003YA	CASE COMP., RECOIL STARTER			
	R280	POWER RED	1	-----	LDT, QDJ1, QX, RD, SX, SXE, SXJ1, VSX, VXH, VXJ1
	28410-ZH8-003ZA	*R8* BRIGHT RED	1	-----	LD, QD, QXU, QX2, SD, SH, WMBO
	28410-ZH8-003ZB	*NH1* BLACK	1	-----	QMK4, QX, QX2, SMK4, VSK3, VSK4, VVK3, VVK4
3	28420-ZH8-013	REEL, RECOIL STARTER (NATURAL)	1	-----	LD, QD, QX, QXU, QX2, RD, SD, SH, SX, SXE, VSX, WMBO
	28421-ZH8-801	REEL, RECOIL STARTER	1	-----	LDT, QDJ1, QMK4, SMK4, SXJ1, VSK3, VSK4, VXH, VXJ1, VVK3, VVK4
4	28422-ZH8-013	RATCHET, STARTER	2	-----	LD, QD, QX, QXU, QX2, RD, SD, SH, SX, SXE, VSX, WMBO
5	28433-ZH8-003	GUIDE, RATCHET	1	-----	LD, QD, QX, QXU, QX2, RD, SD, SH, SX, SXE, VSX, WMBO
6	28441-ZH8-003	SPRING, FRICTION	1	-----	LD, QD, QX, QXU, QX2, RD, SD, SH, SX, SXE, VSX, WMBO
7	28442-ZH8-003	SPRING, RECOIL STARTER	1	-----	LD, LDT, QD, QDJ1, QMK4, QX, QXU, QX2, RD, SD, SH, SMK4, SX, SXE, SXJ1, VSK3, VSK4, VSX, VXH, VXJ1, VVK3, VVK4, WMBO
8	28443-ZH8-003	SPRING, RETURN	2	-----	LD, QD, QX, QXU, QX2, RD, SD, SH, SX, SXE, VSX, WMBO
9	28461-ZH8-003	GRIP, STARTER	1	-----	LD, LDT, QD, QDJ1, QMK4, QX, QXU, QX2, RD, SD, SH, SMK4, SX, SXE, SXJ1, VSK3, VSK4, VSX, VXH, VXJ1, VVK3, VVK4, WMBO
10	28462-ZH8-003	ROPE, RECOIL STARTER	1	-----	LD, LDT, QD, QDJ1, QMK4, QX, QXU, QX2, RD, SD, SH, SMK4, SX, SXE, SXJ1, VSK3, VSK4, VSX, VXH, VXJ1, VVK3, VVK4, WMBO
11	90003-ZH8-003	SCREW, SETTING	1	-----	LD, QD, QX, QXU, QX2, RD, SD, SH, SX, SXE, VSX, WMBO
12	90008-Z1T-000	BOLT, FLANGE 6X10	3	-----	LD, LDT, QD, QDJ1, QMK4, QX, QXU, QX2, RD, SD, SH, SMK4, SX, SXE, SXJ1, VSK3, VSK4, VSX, VXH, VXJ1, VVK3, VVK4, WMBO
13	28400-ZH8-023YA	STARTER ASSY., RECOIL			
	R280	POWER RED	1	-----	LDT, QDJ1, SXJ1, VXH, VXJ1
	28400-ZH8-023ZB	*NH1* BLACK	1	-----	QMK4, SMK4, VSK3, VSK4, VVK3, VVK4
14	28422-ZH8-801	RATCHET, STARTER	2	-----	LDT, QDJ1, QMK4, SMK4, SXJ1, VSK3, VSK4, VXH, VXJ1, VVK3, VVK4

E-11

RECOIL STARTER(1)

D 9



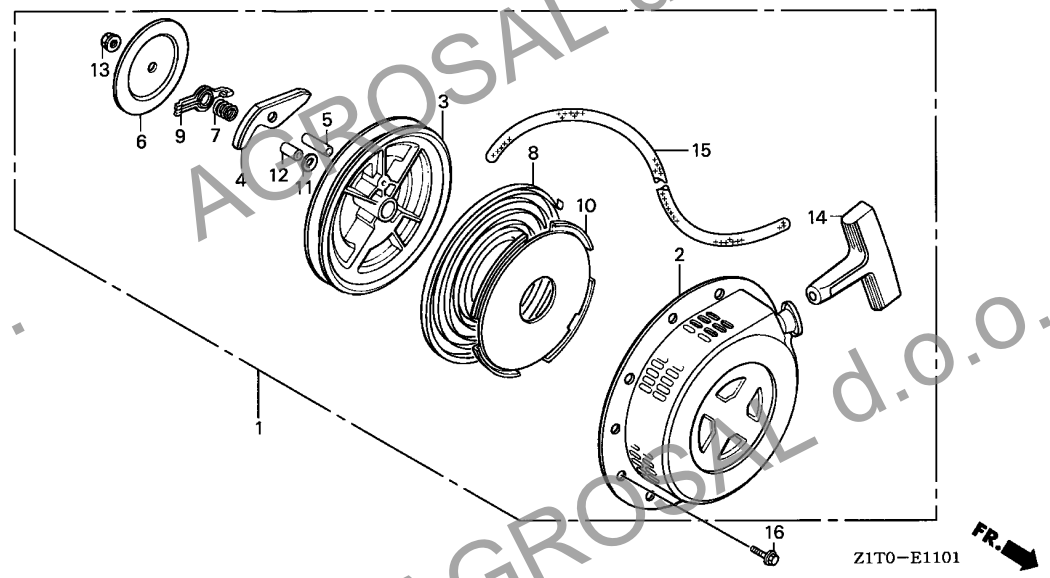
Ref. No.	Part No.	Description	Reqd. QTY		Serial No.	Parts catalogue code
			GX	H1		
15	28431-ZH8-801	PLATE, FRICTION	1		-----	LDT,QDJ1,QMK4,SMK4,SXJ1,VSK3,VSK4,VXH,VXJ1,VXK3,VXK4
16	28433-ZH8-801	GUIDE, RATCHET	1		-----	LDT,QDJ1,QMK4,SMK4,SXJ1,VSK3,VSK4,VXH,VXJ1,VXK3,VXK4
17	28441-ZH8-801	SPRING, FRICTION	1		-----	LDT,QDJ1,QMK4,SMK4,SXJ1,VSK3,VSK4,VXH,VXJ1,VXK3,VXK4
18	28443-ZH8-801	SPRING, RETURN	2		-----	LDT,QDJ1,QMK4,SMK4,SXJ1,VSK3,VSK4,VXH,VXJ1,VXK3,VXK4
19	90003-ZH8-801	SCREW, SETTING	1		-----	LDT,QDJ1,QMK4,SMK4,SXJ1,VSK3,VSK4,VXH,VXJ1,VXK3,VXK4

2

E-11-1

RECOIL STARTER(2)

D10



Ref. No.	L.O.N.	(Relative ref. Number) Description	F.R.T.
1	1121B9	STARTER, RECOIL	0.1
3	1121B1	REEL, RECOIL STARTER	0.3
4	1121B0	RATCHET, STARTER AND/OR SPRING, RATCHET	0.2
8	1121D1	SPRING, RECOIL STARTER RETURN (A)	0.4
15	1121B3	ROPE, RECOIL STARTER	0.3

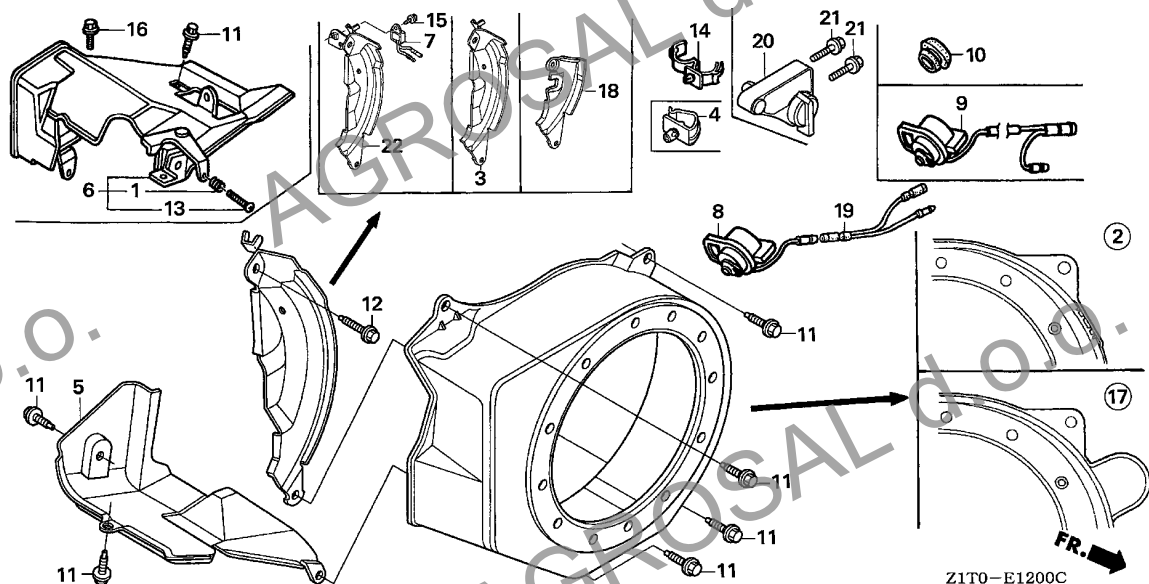
Ref. No.	Part No.	Description	Reqd. QTY	Serial No.	Parts catalogue code
			GX 160 H1		
1	28400-ZB2-000ZB	STARTER ASSY., RECOIL	1	-----	VS3
		R8.....BRIGHT RED	1	-----	VS3
	28400-ZB2-000ZD	*NH1*.....BLACK	1	-----	VS3
	28400-ZB2-000ZF	*T77*.....SEC WINE RED	1	-----	VS3
	28400-ZB2-000ZG	*T80*.....BAKELITE ORANGE	1	-----	VS3
2	28410-ZB2-000ZB	CASE COMP., RECOIL STARTER	1	-----	VS3
		R8.....BRIGHT RED	1	-----	VS3
	28410-ZB2-000ZE	*NH1*.....BLACK	1	-----	VS3
	28410-ZB2-000ZG	*T77*.....SEC WINE RED	1	-----	VS3
	28410-ZB2-000ZH	*T80*.....BAKELITE ORANGE	1	-----	VS3
3	28420-ZE1-003	PULLEY, RECOIL STARTER	1	-----	VS3
4	28422-ZE1-003	RATCHET, STARTER	1	-----	VS3
5	28423-ZE1-003	PIN, STARTER RATCHET	1	-----	VS3
6	28431-ZE1-003	PLATE, FRICTION	1	-----	VS3
7	28441-ZE1-003	SPRING, FRICTION	1	-----	VS3
8	28442-ZE1-003	SPRING, RECOIL STARTER	1	-----	VS3
9	28443-ZE1-003	GUIDE, RATCHET	1	-----	VS3
10	28445-ZE1-003	CASE, RECOIL STARTER SPRING	1	-----	VS3
11	28446-ZE1-003	WASHER, STARTER	1	-----	VS3
12	28447-ZE1-003	SHAFT, SUB	1	-----	VS3
13	28448-ZE1-003	NUT	1	-----	VS3
14	28461-ZE1-003	KNOB, RECOIL STARTER	1	-----	VS3
15	28462-ZE1-003	ROPE, RECOIL STARTER	1	-----	VS3
16	90008-Z1T-000	BOLT, FLANGE, 6X10	3	-----	VS3

2

E-12

FAN COVER

D11



Ref. No.	L.O.N.	(Relative ref. Number) Description	F.R.T.
2	1141G8	(17) COVER, ENGINE COOLING FAN	0.2
3	1121A7	(18,22) PLATE, SIDE	0.3
5	4141E3	SHROUD, ENGINE	0.2
7	6151A0	ALERT UNIT, ENGINE OIL	0.1
8	6151D9	(9,19,20) SWITCH, ENGINE STOP	0.2

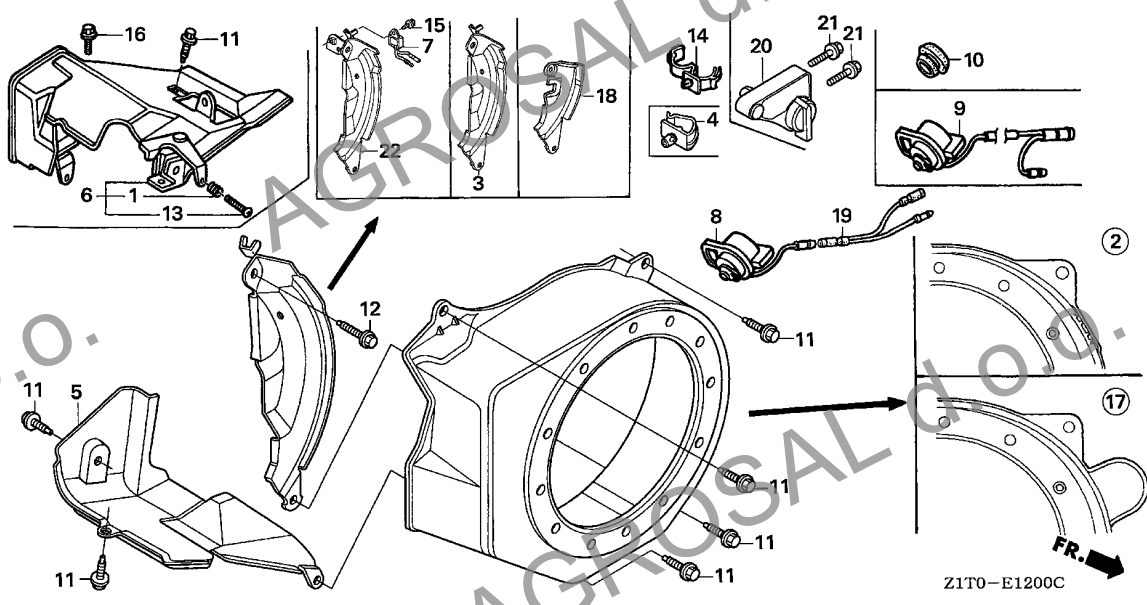
Ref. No.	Part No.	Description	Reqd. QTY	Serial No.	Parts catalogue code
			GX 160 H1		
1	16584-883-300	SPRING, CONTROL ADJUSTING ...	1	-----	VS3
2	19610-ZE1-000ZA	COVER COMP., FAN	1	-----	VS3
		R8.....BRIGHT RED	1	-----	LD, QD, QXU, QX2, SD, SH, VS3, WMBO
	19610-ZE1-000ZC	*NH1*.....BLACK	1	-----	QMK4, QX, QX2, SMK4, VS3, VXX3, VXX4
	19610-ZE1-000ZM	*T77*.....SEC WINE RED	1	-----	VS3
	19610-ZE1-000ZN	*T80*.....BAKELITE ORANGE	1	-----	VS3
	19610-ZE1-000ZP	*R280*.....POWER RED	1	-----	LDT, QDJ1, QX, RD, SX, SXJ1, VSX, VXH, VXJ1
	19610-ZE1-810ZB	COVER COMP., FAN (OIL ALERT)	1	-----	VS3
		NH1.....BLACK	1	-----	VSK3, VSK4
3	19612-ZH8-000	PLATE, SIDE (STD.)	1	-----	LD, QD, QDJ1, QMK4, RD, SD, SH, SMK4, WMBO
4	19613-ZE1-020	CLAMP, CORD	1	-----	VS3, VXH, VXJ1
5	19630-Z1T-600	SHROUD COMP.	1	-----	VS3
	19631-Z1T-000	SHROUD	1	-----	LD, LDT, QD, QDJ1, QMK4, QX, QXU, QX2, RD, SD, SH, SMK4, SX, SXE, SXJ1, VSK3, VSK4, VSX, VXH, VXJ1, VXX3, VXX4, WMBO
6	19640-ZB2-010	SHROUD ASSY., UPPER	1	-----	VS3
7	34150-ZH7-003	ALERT UNIT, OIL	1	-----	LDT, QX, QXU, QX2, SX, SXJ1, VSK3, VSK4, VSX, VS3, VXH, VXJ1, VXX3, VXX4
8	35120-Z0D-V81	SWITCH ASSY., ENGINE STOP	1	-----	LD, QD, QDJ1, SD, SH, WMBO
	36100-ZE1-015	1	-----	RD
9	36100-ZF6-P81	SWITCH ASSY., ENGINE STOP ...	1	-----	LDT, QXU, QX2, VXJ1, VXX4
	36100-ZH7-003	1	-----	QX, SX, SXJ1, VSX, VXX3
10	81329-567-020	GROMMET, DRAIN HOLE	1	-----	QMK4, SMK4, VS3, VXH
11	90013-883-000	BOLT, FLANGE, 6X12(CT200) ...	6	-----	LD, LDT, QD, QDJ1, QMK4, QX, QXU, QX2, RD, SD, SH, SMK4, SX, SXE, SXJ1, VSK3, VSK4, VSX, VXH, VXJ1, VXX3, VXX4, WMBO
		8	-----	VS3
12	90022-888-010	BOLT, FLANGE, 6X20(CT200) ...	1	-----	LD, LDT, QD, QDJ1, QMK4, QX, QXU, QX2, RD, SD, SH, SMK4, SX, SXJ1, VSK3, VSK4, VSX, VS3, VXH, VXJ1, VXX3, VXX4, WMBO
13	93500-05035-0A	SCREW, PAN, 5X35	1	-----	VS3

2

E-12

FAN COVER

D12



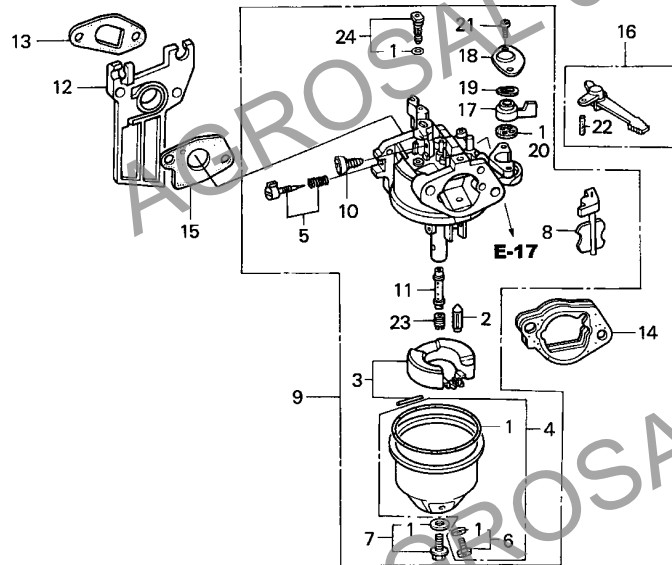
Ref. No.	Part No.	Description	Reqd. QTY		Serial No.	Parts catalogue code
			GX	H1		
14	90601-ZH7-013	CLIP, HARNESS	1		LDT,QX,QXU,QX2,SX,SXJ1,VSK3,VSK4,VSX,VXK3,VXK4	
15	95701-06008-00	BOLT, FLANGE, 6X8	1		LDT,QX,QXU,QX2,SX,SXJ1,VSK3,VSK4,VSX,VS3,VXH,VXJ1,VXK3,VXK4	
16	95701-06008-00	BOLT, FLANGE, 6X8	1		VS3	
17	19610-ZE1-830Z	COVER COMP., FAN (STARTER MOTOR)	1			
		R280.....POWER RED	1		SXE	
18	19612-ZH8-840	PLATE, SIDE (STARTER MOTOR)	1		SXE	
19	32197-Z1T-000	SUB HARNESS	1		VXH	
20	36100-ZH8-W82	SWITCH ASSY., ENGINE STOP (SDMO)	1		VSK3,VSK4	
21	95701-06008-00	BOLT, FLANGE, 6X8	2		VSK3,VSK4	
22	19611-ZH8-810	PLATE COMP., SIDE (OIL ALERT)	1		QX,QXU,QX2,SX,SXJ1,VSK3,VSK4,VSX,VS3,VXK3,VXK4	
	19611-ZH8-820	PLATE COMP., SIDE (ALERT & LAMP)	1		LDT	
	19611-ZK8-E90	PLATE COMP., SIDE (OIL ALERT)	1		VXH,VXJ1	

2

E-14

CARBURETOR(1)

D13



Ref. No.	L.O.N.	(Relative ref. Number) Description	F.R.T.
1	3111B1	GASKET SET, CARBURETOR (3)	0.3
2	3111E1	VALVE SET, FLOAT AND/OR FLOAT SET	0.3
5	3111D7	SCREW SET, PILOT	0.2
9	3111F3	CARBURETOR (13)	0.2
12	3111C0	INSULATOR, CARBURETOR AND/OR PACKING, INSULATOR	0.2
15	3111C8	PACKING, CARBURETOR	0.2
16	8101F9	LEVER, CARBURETOR CHOKE	0.2
20	3101C5	PACKING, FUEL COCK	0.2
23	3111C3	JET, MAIN	0.3

Ref. No.	Part No.	Description	Reqd. QTY	Serial No.	Parts catalogue code
			GX 160 H1		
1	16010-ZE0-025	GASKET SET	1	LD,LDT,QD,QDJ1,RD,SD,WMB0	
2	16011-ZE0-005	VALVE SET, FLOAT	1	LD,LDT,QD,QDJ1,RD,SD,WMB0	
3	16013-ZE0-005	FLOAT SET (CARBURETOR NO.)	1	BE66E B LD,LDT,QD,QDJ1,RD,SD,WMB0	
	16013-Z0S-B01	(CARBURETOR NO.)	1	BE66K A LD,LDT,QD,QDJ1,RD,SD,WMB0	
4	16015-ZE0-831	CHAMBER SET, FLOAT	1	LD,LDT,QD,QDJ1,RD,SD,WMB0	
5	16016-ZH7-W01	SCREW SET, PILOT	1	LD,LDT,QD,QDJ1,RD,SD,WMB0	
6	16024-ZE1-811	SCREW SET, DRAIN	1	LD,LDT,QD,QDJ1,RD,SD,WMB0	
7	16028-ZE0-005	SCREW SET	1	LD,LDT,QD,QDJ1,RD,SD,WMB0	
8	16044-ZE0-005	CHOKE SET	1	LD,LDT,QD,QDJ1,RD,SD,WMB0	
9	16100-ZH8-W71	CARBURETOR ASSY. (BE66E B)	1	LD,LDT,QD,QDJ1,RD,SD,WMB0	
10	16124-ZE0-005	SCREW, THROTTLE STOP	1	LD,LDT,QD,QDJ1,RD,SD,WMB0	
11	16166-ZH8-W60	NOZZLE, MAIN	1	LD,LDT,QD,QDJ1,RD,SD,WMB0	
12	16211-Z1T-000	INSULATOR, CARBURETOR	1	LD,LDT,QD,QDJ1,RD,SD,WMB0	
13	16212-ZH8-800	PACKING, INSULATOR	1	LD,LDT,QD,QDJ1,RD,SD,WMB0	
14	16220-ZE1-020	SPACER COMP., CARBURETOR	1	LD,LDT,QD,QDJ1,RD,SD,WMB0	
15	16221-ZH8-801	PACKING, CARBURETOR	1	LD,LDT,QD,QDJ1,RD,SD,WMB0	
16	16610-Z1T-000	LEVER COMP., CHOKE (STD.)	1	LD,LDT,QD,QDJ1,RD,SD,WMB0	
17	16953-ZE1-812	LEVER, COCK	1	LD,LDT,QD,QDJ1,RD,SD,WMB0	
18	16954-ZE1-812	PLATE, LEVER SETTING	1	LD,LDT,QD,QDJ1,RD,SD,WMB0	
19	16956-ZE1-811	SPRING, COCK LEVER	1	LD,LDT,QD,QDJ1,RD,SD,WMB0	
20	16957-ZE1-812	PACKING, FUEL COCK	1	LD,LDT,QD,QDJ1,RD,SD,WMB0	
21	93500-Q3006-H	SCREW, PAN, 3X6	2	LD,LDT,QD,QDJ1,RD,SD,WMB0	
22	94305-20122	PIN, SPRING, 2X12	1	LD,LDT,QD,QDJ1,RD,SD,WMB0	

Z1T0-E1400

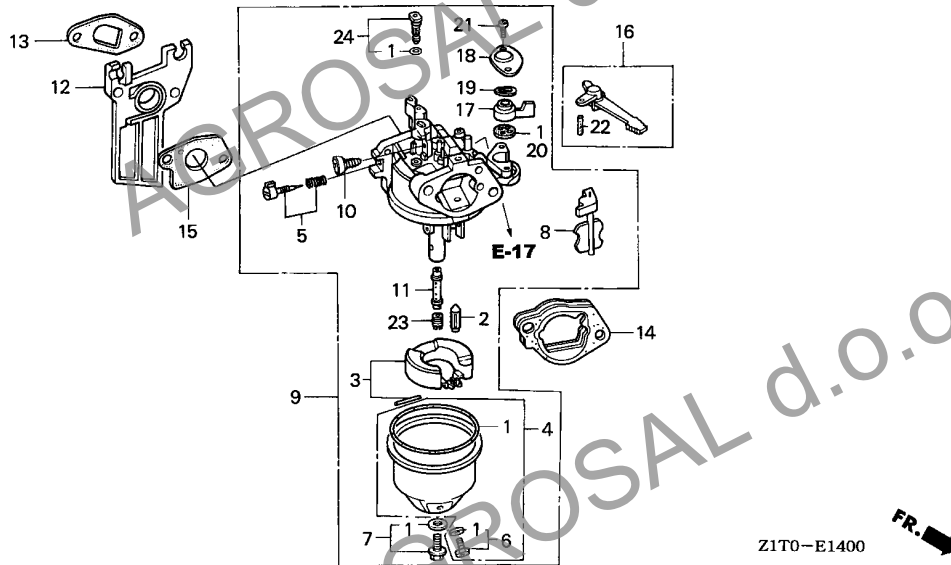


2

E-14

CARBURETOR(1)

D14



Z1T0-E1400

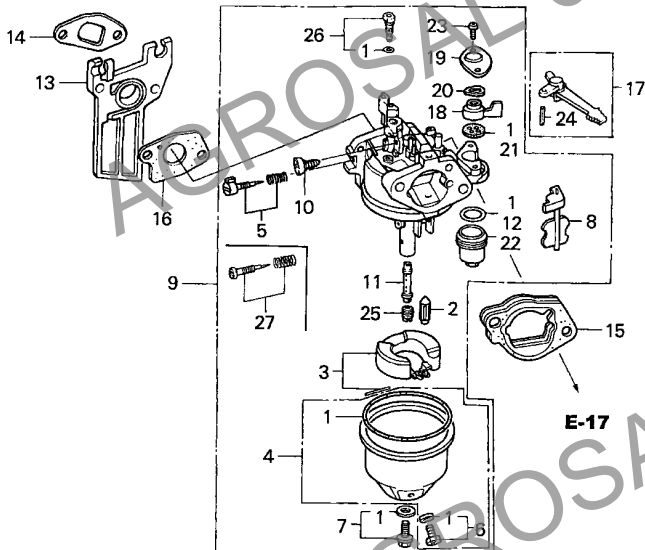
Ref. No.	Part No.	Description	Reqd. QTY		Serial No.	Parts catalogue code
			GX	H1		
23	99101-ZH8-0650	JET, MAIN, #65	(1)		-----	LD,LDT,QD,QDJ1,RD,SD,WMB0
	99101-ZH8-0680	JET, MAIN, #68	(1)		-----	LD,LDT,QD,QDJ1,RD,SD,WMB0
	99101-ZH8-0700	JET, MAIN, #70	1		-----	LD,LDT,QD,QDJ1,RD,SD,WMB0
24	99204-ZE0-0550	JET SET, PILOT, #35	1		-----	LD,LDT,QD,QDJ1,RD,SD,WMB0

2

E-14-1

CARBURETOR(2)

D15



Z1T0-E1401A



Ref. No.	L.O.N.	(Relative ref. Number) Description	F.R.T.
1	3111B1	GASKET SET, CARBURETOR (3)	0.3
2	3111E1	VALVE SET, FLOAT AND/OR FLOAT SET (27)	0.3
5	3111D7	SCREW SET, PILOT	0.2
9	3111F3	CARBURETOR (14)	0.2
13	3111C0	INSULATOR, CARBURETOR AND/OR PACKING, INSULATOR	0.2
16	3111C8	PACKING, CARBURETOR	0.2
17	8101F9	LEVER, CARBURETOR CHOKE	0.2
21	3101C5	PACKING, FUEL COCK	0.2
25	3111C3	JET, MAIN	0.3

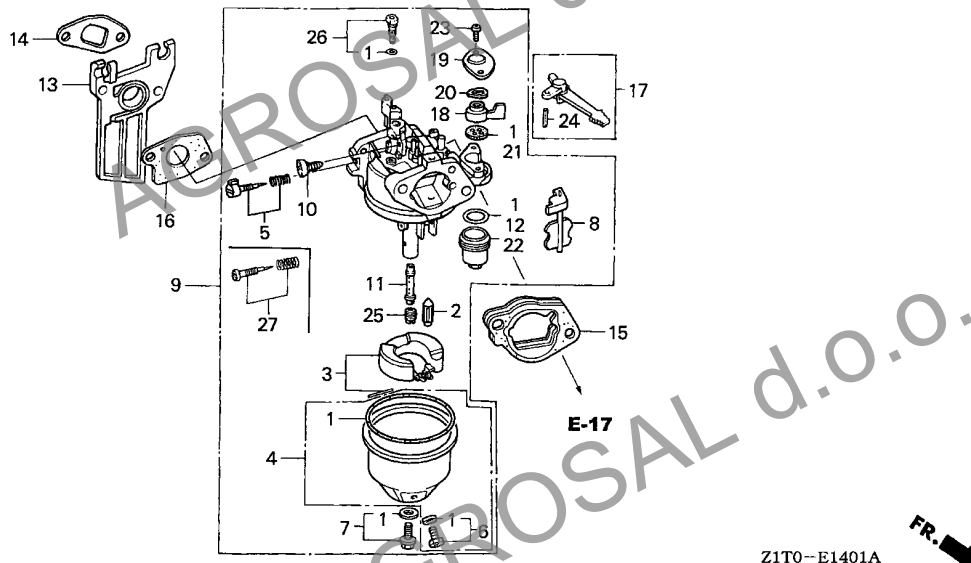
Ref. No.	Part No.	Description	Reqd. QTY	Serial No.	Parts catalogue code
			GX 160 H1		
1	16010-ZE1-812	GASKET SET	1	-----	QMK4,QX,QXU,QX2,SH,SMK4,SX,SXE,SXJ1,VSX,VXK3,VXK4
2	16011-ZE0-005	VALVE SET, FLOAT	1	-----	QMK4,QX,QXU,QX2,SH,SMK4,SX,SXE,SXJ1,VSX,VXK3,VXK4
3	16013-ZE0-005	FLOAT SET	1	-----	QMK4,QX,QXU,QX2,SH,SMK4,SX,SXE,SXJ1,VSX,VXK3,VXK4
4	16015-ZE0-851	CHAMBER SET, FLOAT	1	-----	QMK4,QX,QXU,QX2,SH,SMK4,SX,SXE,SXJ1,VSX,VXK3,VXK4
5	16016-ZH7-W01	SCREW SET, PILOT	1	-----	QMK4,QX,QXU,QX2,SH,SMK4,SX,SXE,SXJ1,VXK3,VXK4
6	16024-ZE1-811	SCREW SET, DRAIN	1	-----	QMK4,QX,QXU,QX2,SH,SMK4,SX,SXE,SXJ1,VSX,VXK3,VXK4
7	16028-ZE0-005	SCREW SET	1	-----	QMK4,QX,QXU,QX2,SH,SMK4,SX,SXE,SXJ1,VSX,VXK3,VXK4
8	16044-ZE0-005	CHOKE SET	1	-----	QMK4,QX,QXU,QX2,SH,SMK4,SX,SXE,SXJ1,VSX,VXK3,VXK4
9	16100-ZH8-W51	CARBURETOR ASSY. (BE65B B)	1	-----	QMK4,QX,QXU,QX2,SH,SMK4,SX,SXE,SXJ1,VXK3,VXK4
	16100-ZH8-822	CARBURETOR ASSY. (BE06J C)	1	-----	VSX
10	16124-ZE0-005	SCREW, THROTTLE STOP	1	-----	QMK4,QX,QXU,QX2,SH,SMK4,SX,SXE,SXJ1,VSX,VXK3,VXK4
11	16166-ZH8-W50	NOZZLE, MAIN	1	-----	QMK4,QX,QXU,QX2,SH,SMK4,SX,SXE,SXJ1,VSX,VXK3,VXK4
12	16173-001-004	PACKING, FUEL STRAINER CUP	1	-----	QMK4,QX,QXU,QX2,SH,SMK4,SX,SXE,SXJ1,VSX,VXK3,VXK4
13	16211-Z1T-000	INSULATOR, CARBURETOR	1	-----	QMK4,QX,QXU,QX2,SH,SMK4,SX,SXE,SXJ1,VSX,VXK3,VXK4
14	16212-ZH8-800	PACKING, INSULATOR	1	-----	QMK4,QX,QXU,QX2,SH,SMK4,SX,SXE,SXJ1,VSX,VXK3,VXK4
15	16220-ZE1-020	SPACER COMP., CARBURETOR	1	-----	QMK4,QX,QXU,QX2,SH,SMK4,SX,SXE,SXJ1,VSX,VXK3,VXK4
16	16221-ZH8-801	PACKING, CARBURETOR	1	-----	QMK4,QX,QXU,QX2,SH,SMK4,SX,SXE,SXJ1,VSX,VXK3,VXK4
17	16610-Z1T-000	LEVER COMP., CHOKE (STD.)	1	-----	QMK4,QX,QXU,QX2,SH,SMK4,SX,SXE,SXJ1,VSX,VXK3,VXK4
18	16953-ZE1-812	LEVER, COCK	1	-----	QMK4,QX,QXU,QX2,SH,SMK4,SX,SXE,SXJ1,VSX,VXK3,VXK4
19	16954-ZE1-812	PLATE, LEVER SETTING	1	-----	QMK4,QX,QXU,QX2,SH,SMK4,SX,SXE,SXJ1,VSX,VXK3,VXK4
20	16956-ZE1-811	SPRING, LOCK LEVER	1	-----	QMK4,QX,QXU,QX2,SH,SMK4,SX,SXE,SXJ1,VSX,VXK3,VXK4
21	16957-ZE1-812	PACKING, FUEL COCK	1	-----	QMK4,QX,QXU,QX2,SH,SMK4,SX,SXE,SXJ1,VSX,VXK3,VXK4
22	16967-ZE0-811	CUP, FUEL STRAINER	1	-----	QMK4,QX,QXU,QX2,SH,SMK4,SX,SXE,SXJ1,VSX,VXK3,VXK4
23	93500-03006-H	SCREW, PAN, 3X6	2	-----	QMK4,QX,QXU,QX2,SH,SMK4,SX,SXE,SXJ1,VSX,VXK3,VXK4
24	94305-20122	PIN, SPRING, 2X12	1	-----	QMK4,QX,QXU,QX2,SH,SMK4,SX,SXE,SXJ1,VSX,VXK3,VXK4



E-14-1

CARBURETOR(2)

D16



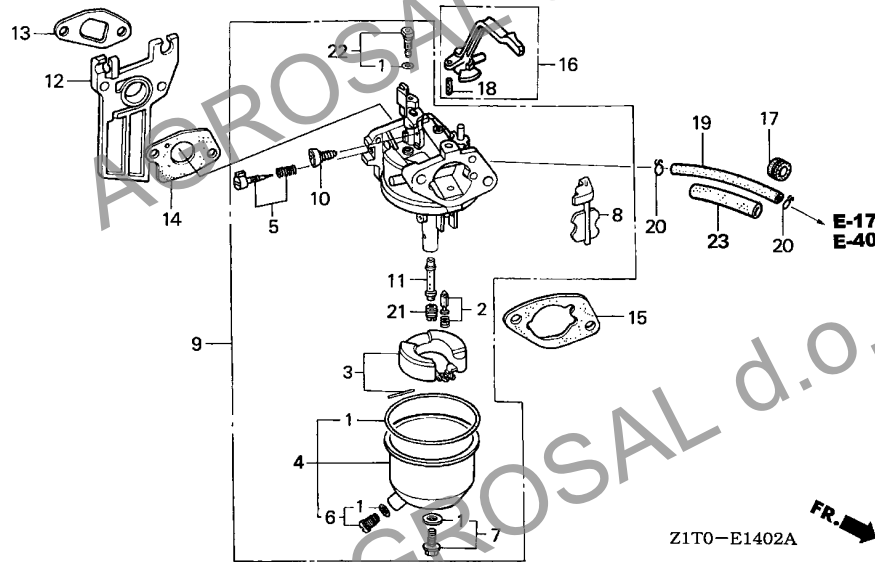
Ref. No.	Part No.	Description	Reqd. QTY		Serial No.	Parts catalogue code
			GX	H1		
25	99101-ZH8-0650	JET, MAIN, #65	(1)		-----	QMK4,QX,QXU,QX2,SH,SMK4,SX,SXE,SXJ1,VSX,VXK3,VXK4
	99101-ZH8-0680	JET, MAIN, #68	(1)		-----	QMK4,QX,QXU,QX2,SH,SMK4,SX,SXE,SXJ1,VSX,VXK3,VXK4
	99101-ZH8-0700	JET, MAIN, #70	1		-----	QMK4,QX,QXU,QX2,SH,SMK4,SX,SXE,SXJ1,VSX,VXK3,VXK4
26	99204-ZE0-0350	JET SET, PILOT, #35	1		-----	QMK4,QX,QXU,QX2,SH,SMK4,SX,SXE,SXJ1,VSX,VXK3,VXK4
27	16016-ZE0-005	SCREW SET, PILOT	1		-----	VSX

2

E-14-2

CARBURETOR(3)

E 1



Ref. No.	L.O.N.	(Relative ref. Number) Description	F.R.T.
1	3111B1	GASKET SET, CARBURETOR (3)	0.3
2	3111E1	VALVE SET, FLOAT AND/OR FLOAT SET	0.3
5	3111D7	SCREW SET, PILOT	0.2
9	3111F3	CARBURETOR (13)	0.2
12	3111C0	INSULATOR, CARBURETOR AND/OR PACKING, INSULATOR	0.2
14	3111C8	PACKING, CARBURETOR	0.2
16	8101F9	LEVER, CARBURETOR CHOKE	0.2
19	3101F6	TUBE, FUEL	0.2
21	3111C3	JET, MAIN	0.3

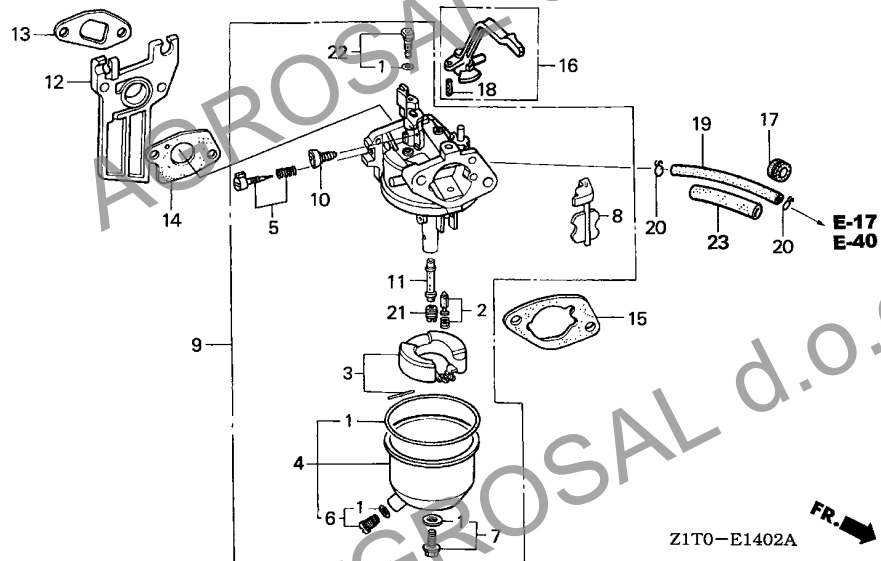
Ref. No.	Part No.	Description	Reqd. QTY	Serial No.	Parts catalogue code
			GX 160 H1		
1	16010-ZB1-015	GASKET SET	1	VSK3,VSK4,VS3,VXH,VXJ1	
2	16011-ZE0-005	VALVE SET, FLOAT	1	VSK3,VSK4,VS3,VXH,VXJ1	
3	16013-ZE0-005	FLOAT SET	1	VSK3,VSK4,VS3,VXH,VXJ1	
4	16015-ZE0-851	CHAMBER SET, FLOAT	1	VSK3,VSK4,VS3,VXH,VXJ1	
5	16016-ZH7-W01	SCREW SET, PILOT	1	VSK3,VSK4,VS3,VXH,VXJ1	
6	16024-ZE1-811	SCREW SET, DRAIN	1	VSK3,VSK4,VS3,VXH,VXJ1	
7	16028-ZE0-005	SCREW SET	1	VSK3,VSK4,VS3,VXH,VXJ1	
8	16044-ZE0-005	CHOKE SET	1	VSK3,VSK4,VS3,VXH,VXJ1	
9	16100-ZH8-E81	CARBURETOR ASSY. (BE67A B)	1	VSK3,VSK4,VS3,VXH,VXJ1	
10	16124-ZE0-005	SCREW, THROTTLE STOP	1	VSK3,VSK4,VS3,VXH,VXJ1	
11	16166-ZH8-E80	NOZZLE, MAIN	1	VSK3,VSK4,VS3,VXH,VXJ1	
12	16211-Z1T-000	INSULATOR, CARBURETOR	1	VSK3,VSK4,VS3,VXH,VXJ1	
13	16212-ZH8-800	PACKING, INSULATOR	1	VSK3,VSK4,VS3,VXH,VXJ1	
14	16221-ZH8-801	PACKING, CARBURETOR	1	VSK3,VSK4,VS3,VXH,VXJ1	
15	16269-ZE1-800	PACKING, AIR CLEANER	1	VSK3,VSK4,VS3,VXH,VXJ1	
16	16610-ZB2-000	LEVER COMP., CHOKE	1	VSK3,VSK4,VS3,VXH,VXJ1	
17	90854-ZB3-000	RUBBER, FUEL (9X15X20)	1	VS3	
18	94305-20122	PIN, SPRING, 2X12	1	VSK3,VSK4,VS3,VXH,VXJ1	
19	95001-45180-40	TUBE, FUEL, 4.5X180	1	VS3	
	95001-45430-40	TUBE, FUEL, 4.5X430	1	VS3	
		(95001-45001-60M)	1	VSK3,VSK4	
20	95002-02080	CLIP, TUBE (B8)	2	VSK3,VSK4,VS3	
21	99101-ZH8-0700	JET, MAIN, #70	(1)	VSK3,VSK4,VS3,VXH,VXJ1	
	99101-ZH8-0720	JET, MAIN, #72	(1)	VSK3,VSK4,VS3,VXH,VXJ1	

2

E-14-2

CARBURETOR(3)

E 2



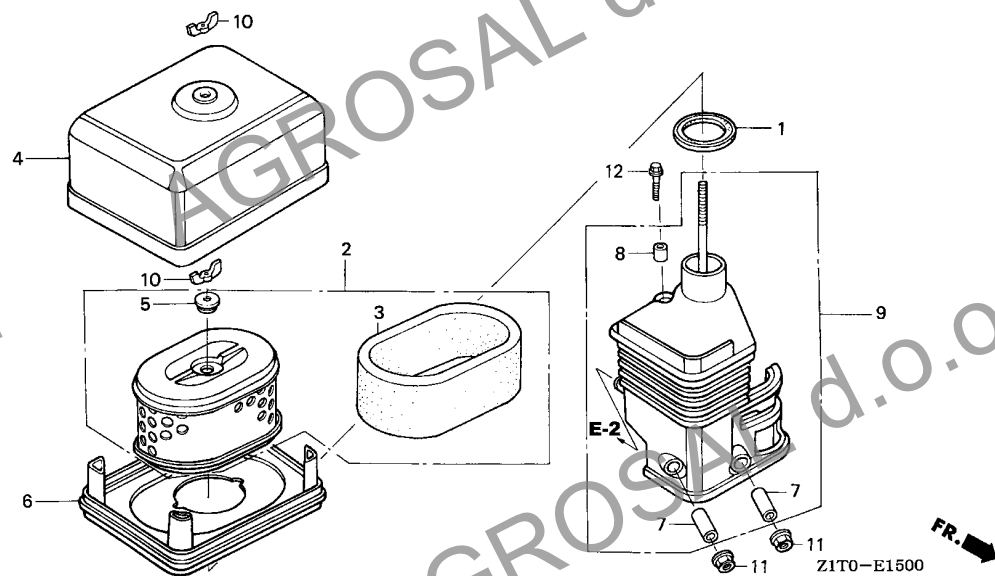
Ref. No.	Part No.	Description	Reqd. QTY		Serial No.	Parts catalogue code
			GX	H1		

21)	99101-ZH8-0750	JET, MAIN, #75	1		VSK3,VSK4,VS3,VXH,VXJ1	
22	99204-ZE0-0350	JET SET, PILOT, #35	1		VSK3,VSK4,VS3,VXH,VXJ1	
23	16854-ZH8-000	RUBBER, SUPPORTER (107MM)	1		VSK3,VSK4	

E-15

AIR CLEANER(DUAL)

E 3



Ref. No.	L.O.N.	(Relative ref. Number) Description	F.R.T.
2	3121B8	ELEMENT, AIR CLEANER	0.1
3	3121C1	FILTER, OUTER	0.1
6	3121D6	NOSE, SILENCER	0.1
9	3121B4	ELBOW, AIR CLEANER	0.1

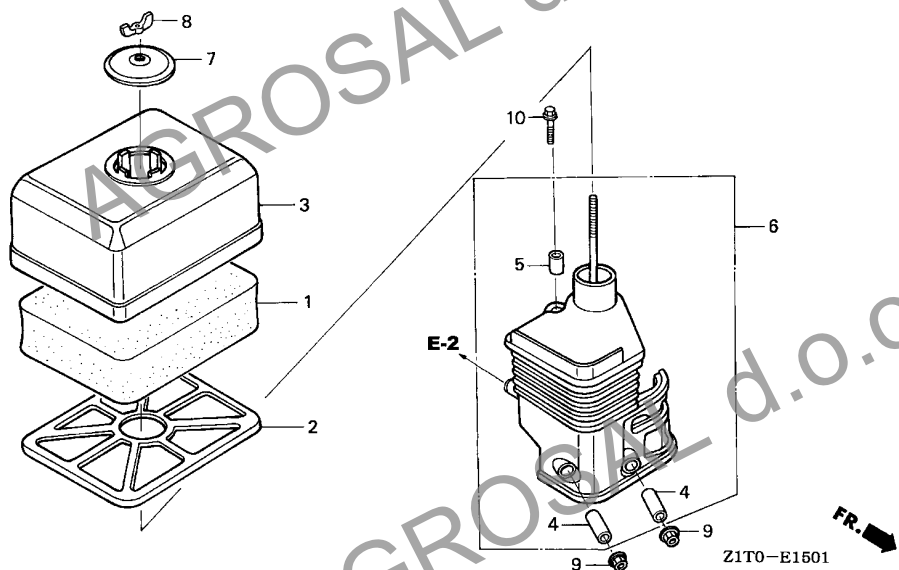
Ref. No.	Part No.	Description	Reqd. QTY	Serial No.	Parts catalogue code
			GX 160 H1		
1	16271-ZE1-000	PACKING, ELBOW	1	-----	QX,QXU,QX2,SH,SX,SXE,SXJ1,VSX,VXK3,VXK4
2	17210-ZE1-822	ELEMENT, AIR CLEANER (DUAL)	1	-----	QX,QXU,QX2,SH,SX,SXE,SXJ1,VSX,VXK3,VXK4
3	17218-ZE1-821	FILTER, OUTER	1	-----	QX,QXU,QX2,SH,SX,SXE,SXJ1,VSX,VXK3,VXK4
4	17230-ZE1-820	COVER, AIR CLEANER (DUAL)	1	-----	QX,QXU,QX2,SH,SX,SXE,SXJ1,VSX,VXK3,VXK4
5	17232-891-000	GROMMET, AIR CLEANER	1	-----	QX,QXU,QX2,SH,SX,SXE,SXJ1,VSX,VXK3,VXK4
6	17235-ZE1-831	NOSE, SILENCER	1	-----	QXU,QX2,SH
7	17238-ZE7-010	COLLAR, AIR CLEANER	2	-----	QX,QXU,QX2,SH,SX,SXE,SXJ1,VSX,VXK3,VXK4
8	17239-ZE1-000	COLLAR B, AIR CLEANER	1	-----	QX,QXU,QX2,SH,SX,SXE,SXJ1,VSX,VXK3,VXK4
9	17410-Z1T-000	ELBOW COMP., AIR CLEANER	1	-----	QX,QXU,QX2,SH,SX,SXE,SXJ1,VSX,VXK3,VXK4
10	90325-044-000	NUT, TOOL BOX SETTING	2	-----	QX,QXU,QX2,SH,SX,SXE,SXJ1,VSX,VXK3,VXK4
11	94050-06000	NUT, FLANGE, 6MM	2	-----	QX,QXU,QX2,SH,SX,SXE,SXJ1,VSX,VXK3,VXK4
12	95701-06020-00	BOLT, FLANGE, 6X20	1	-----	QX,QXU,QX2,SH,SX,SXE,SXJ1,VSX,VXK3,VXK4

2

E-15-1

AIR CLEANER(SEMI DRY)

E 4



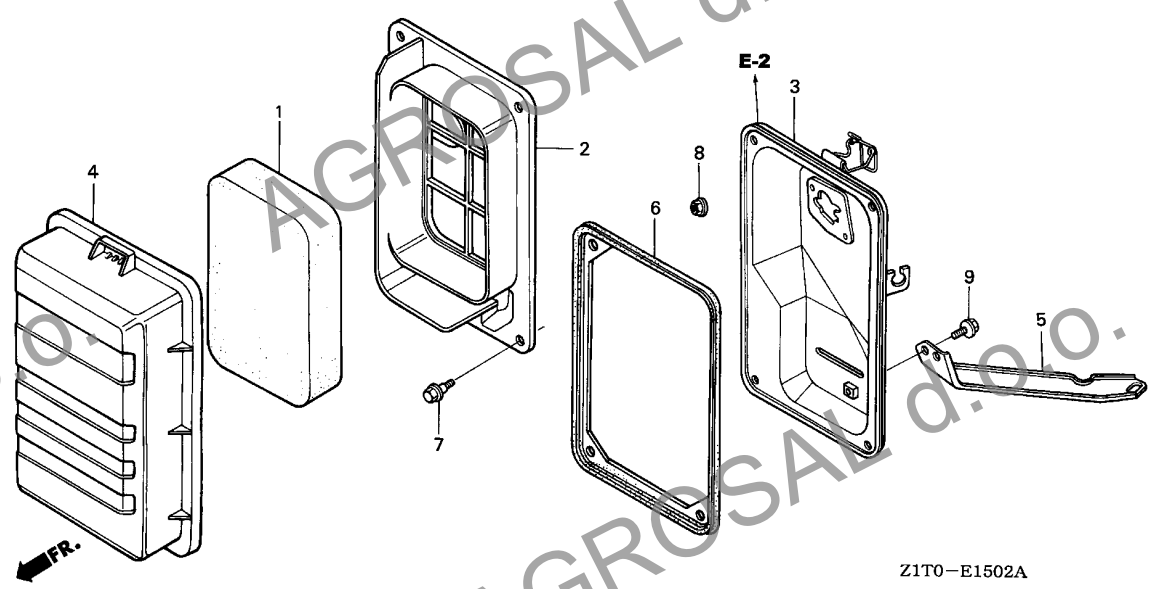
Ref. No.	L.O.N.	(Relative ref. Number)	Description	F.R.T.
1	3121B8	ELEMENT, AIR CLEANER	0.1
6	3121B4	ELBOW, AIR CLEANER	0.1

Ref. No.	Part No.	Description	Reqd. QTY	Serial No.	Parts catalogue code
			GX 160 H1		
1	17211-ZE1-000	ELEMENT, AIR CLEANER (SEMI DRY)	1	-----	LD,LDT,QD,QDJ1,RD,SD,WMB0
2	17212-ZE1-000	GRID, AIR CLEANER (SEMI DRY)	1	-----	LD,LDT,QD,QDJ1,RD,SD,WMB0
3	17231-ZE1-000	COVER, AIR CLEANER (SEMI DRY)	1	-----	LD,LDT,QD,QDJ1,RD,SD,WMB0
4	17238-ZE7-010	COLLAR, AIR CLEANER	2	-----	LD,LDT,QD,QDJ1,RD,SD,WMB0
5	17239-ZE1-000	COLLAR B, AIR CLEANER	1	-----	LD,LDT,QD,QDJ1,RD,SD,WMB0
6	17410-Z1T-000	ELBOW COMP., AIR CLEANER	1	-----	LD,LDT,QD,QDJ1,RD,SD,WMB0
7	17421-ZE1-000	CAP, CLEANER	1	-----	LD,LDT,QD,QDJ1,RD,SD,WMB0
8	90325-044-000	NUT, TOOL BOX SETTING	1	-----	LD,LDT,QD,QDJ1,RD,SD,WMB0
9	94050-06000	NUT, FLANGE, 6MM	2	-----	LD,LDT,QD,QDJ1,RD,SD,WMB0
10	95701-06020-00	BOLT, FLANGE, 6X20	1	-----	LD,LDT,QD,QDJ1,RD,SD,WMB0

E-15-2

AIR CLEANER(GENERATOR)

E 5



Ref. No.	L.O.N.	(Relative ref. Number) Description	F.R.T.
1	3121B8	ELEMENT, AIR CLEANER	0.1
2	3121F0	SEPARATOR, AIR CLEANER	0.1
3	3121A5	CASE, AIR CLEANER	0.2
6	3121E8	SEAL, AIR CLEANER CASE	0.2

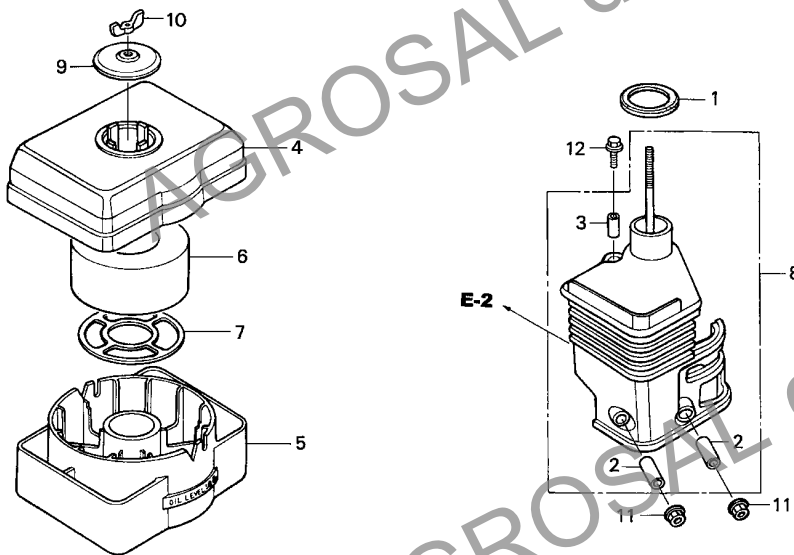
Ref. No.	Part No.	Description	Reqd. QTY	Serial No.	Parts catalogue code
			GX 160 H1		
1	17211-ZB2-000	ELEMENT, AIR CLEANER	1	-----	VSK3,VSK4,VS3,VXH,VXJ1
2	17212-ZB2-000	SEPARATOR, AIR CLEANER	1	-----	VSK3,VSK4,VS3,VXH,VXJ1
3	17220-ZB2-000	CASE COMP., AIR CLEANER	1	-----	VSK3,VSK4,VS3,VXH,VXJ1
4	17231-ZB2-000	COVER, AIR CLEANER	1	-----	VSK3,VSK4,VS3,VXH,VXJ1
5	17239-ZB2-000	STAY, AIR CLEANER	1	-----	VSK3,VSK4,VS3,VXH,VXJ1
6	17252-ZB2-000	SEAL, AIR CLEANER	1	-----	VSK3,VSK4,VS3,VXH,VXJ1
7	90115-459-770	BOLT, WINKER SETTING	4	-----	VSK3,VSK4,VS3,VXH,VXJ1
8	94050-06080	NUT, FLANGE, 6MM	2	-----	VSK3,VSK4,VS3,VXH,VXJ1
9	95701-06010-00	BOLT, FLANGE, 6X10	1	-----	VSK3,VSK4,VS3,VXH,VXJ1

2

E-15-3

AIR CLEANER(OIL BATH)

E 6



Z1T0-E1503

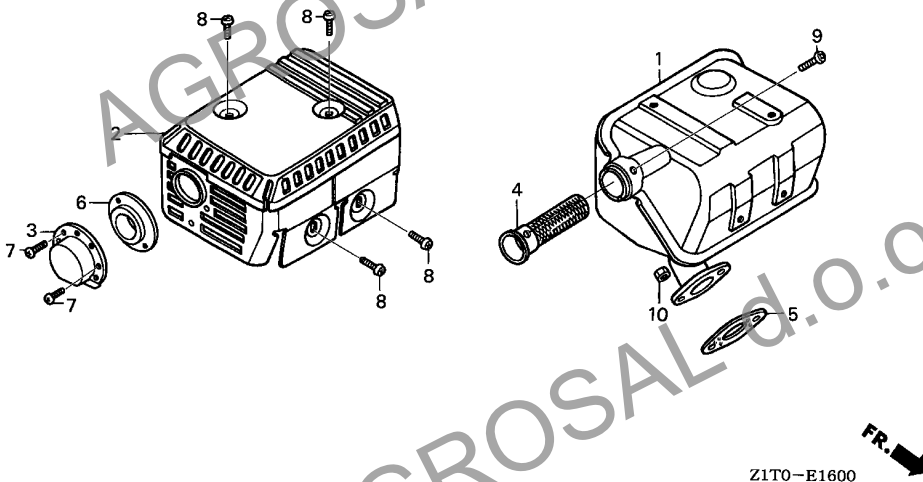
Ref. No.	L.O.N.	(Relative ref. Number) Description	F.R.T.
5	3121E5	PAN, AIR CLEANER OIL	0.1
6	3121B8	ELEMENT, AIR CLEANER	0.1
8	3121B4	ELBOW, AIR CLEANER	0.1

Ref. No.	Part No.	Description	Reqd. QTY	Serial No.	Parts catalogue code
			GX 160 H1		
1	16271-ZE1-000	PACKING, ELBOW	1	-----	QMK4,SMK4
2	17238-ZE7-010	COLLAR, AIR CLEANER	2	-----	QMK4,SMK4
3	17239-ZE1-000	COLLAR 'B', AIR CLEANER	1	-----	QMK4,SMK4
4	17401-ZE1-810	BODY, CLEANER (OIL BATH)	1	-----	QMK4,SMK4
5	17402-ZE1-810	PAN, CLEANER OIL (OIL BATH)	1	-----	QMK4,SMK4
6	17403-ZE1-810	ELEMENT, AIR CLEANER (OIL BATH)	1	-----	QMK4,SMK4
7	17404-841-000	GRID, AIR CLEANER	1	-----	QMK4,SMK4
8	17410-ZE1-020	ELBOW COMP., AIR CLEANER	1	-----	QMK4,SMK4
9	17421-ZE1-000	CAP, CLEANER	1	-----	QMK4,SMK4
10	90325-044-000	NUT, TOOL BOX SETTING	1	-----	QMK4,SMK4
11	94050-06000	NUT, FLANGE, 6MM	2	-----	QMK4,SMK4
12	95701-06020-00	BOLT, FLANGE, 6X20	1	-----	QMK4,SMK4

E-16

MUFFLER(STANDARD)

E 7



Ref. No.	L.O.N.	(Relative ref. Number) Description	F.R.T.
1	3131C5	MUFFLER, EXHAUST	0.2
2	3131D6	PROTECTOR, EXHAUST MUFFLER	0.2
3	3131A8	DEFLECTOR, EXHAUST MUFFLER	0.1
4	3131A1	ARRESTER, SPARK	0.2
5	3131B4	GASKET, EXHAUST MUFFLER	0.2

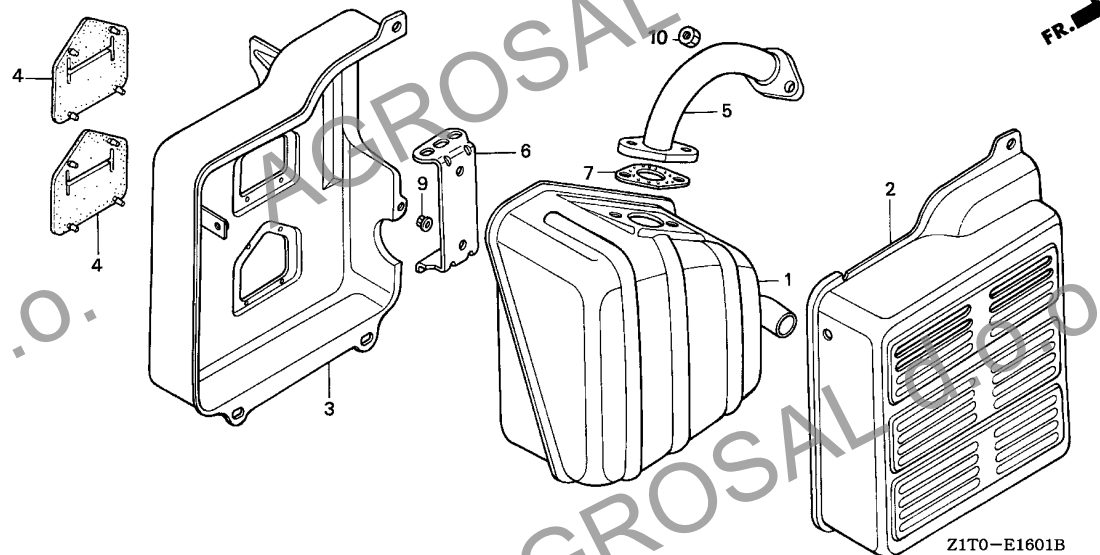
Ref. No.	Part No.	Description	Reqd. QTY	Serial No.	Parts catalogue code
			GX 160 H1		
1	18310-ZH8-810	MUFFLER COMP. (ARRESTER)	(1)	-----	QX, QXU, QX2, VSK3, VSK4, VSX, VVK3, VVK4
	18310-Z1T-000	MUFFLER COMP.	1	-----	LD, LDT, QD, QDJ1, QMK4, QX, QXU, QX2, RD, SD, SH, SMK4, SX, SXE, SXJ1, VVK3, VVK4, WMBO
2	18320-Z1T-000	PROTECTOR, MUFFLER (STD.)	1	-----	LD, LDT, QD, QDJ1, QMK4, QX, QXU, QX2, RD, SD, SH, SMK4, SX, SXE, SXJ1, VVK3, VVK4, WMBO
3	18340-ZE1-010	DEFLECTOR COMP.	1	-----	QXU, SXJ1
4	18355-ZE1-000	ARRESTER, SPARK	(1)	-----	QX, QXU, QX2, VSK3, VSK4, VSX, VVK3, VVK4
5	18381-Z1T-003	GASKET, MUFFLER	1	-----	LD, LDT, QD, QDJ1, QMK4, QX, QXU, QX2, RD, SD, SH, SMK4, SX, SXE, SXJ1, VSK3, VSK4, VVK3, VVK4, WMBO
6	18522-ZE1-000	GUIDE, MUFFLER	1	-----	QXU, SXJ1
7	90002-ZG0-003	SCREW, TAPPING, 4X8	2	-----	QXU, SXJ1
8	90050-ZE1-000	SCREW, TAPPING, 5X8	4	-----	LD, LDT, QD, QDJ1, QMK4, QX, QXU, QX2, RD, SD, SH, SMK4, SX, SXE, SXJ1, VVK3, VVK4, WMBO
9	90055-ZE1-000	SCREW, TAPPING, 4X6	(1)	-----	QX, QXU, QX2, VSK3, VSK4, VSX, VVK3, VVK4
10	94001-08000-0S	NUT, HEX., 8MM	2	-----	LD, LDT, QD, QDJ1, QMK4, QX, QXU, QX2, RD, SD, SH, SMK4, SX, SXE, SXJ1, VVK3, VVK4, WMBO

2

E-16-1

MUFFLER(GENERATOR)

E 8



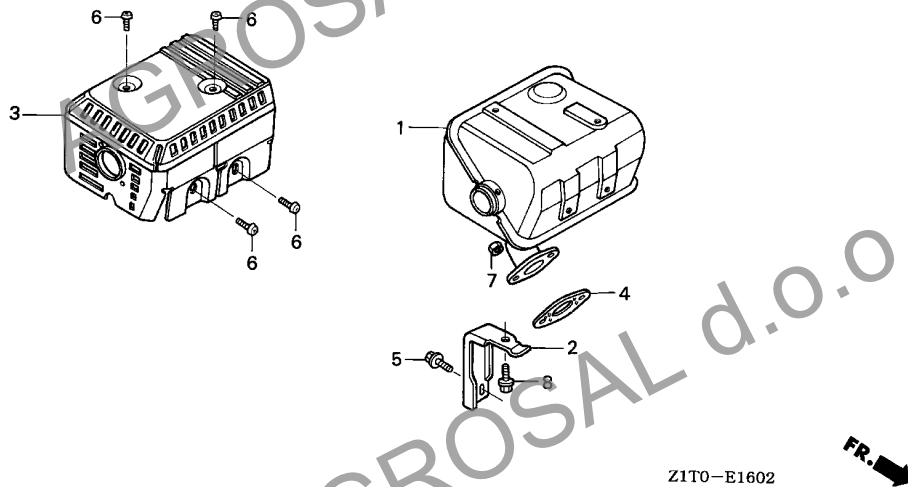
Ref. No.	L.O.N.	(Relative ref. Number) Description	F.R.T.
1	3131C5	MUFFLER, EXHAUST	0.2
2	3131D9	PROTECTOR, EXHAUST MUFFLER : OUTER	0.1
3	3131D8	PROTECTOR, EXHAUST MUFFLER : INNER	0.2
4	3131G6	SEAL, MUFFLER PROTECTOR	0.2
NOTE: Same time for two units			
5	3131C9	PIPE, EXHAUST	0.2
7	3131B4	GASKET, EXHAUST MUFFLER	0.2

Ref. No.	Part No.	Description	Reqd. QTY	Serial No.	Parts catalogue code
			GX 160 H1		
1	18310-ZB3-C00	MUFFLER COMP.	1	----- VS3	
2	18320-ZB2-000	PROTECTOR, MUFFLER OUTER	1	----- VS3	
3	18325-ZB2-000	PROTECTOR, MUFFLER INNER	1	----- VS3	
4	18329-ZB2-000	SEAL, MUFFLER PROTECTOR	2	----- VS3	
5	18330-ZB2-000	PIPE COMP., EX.	1	----- VSK3, VSK4, VS3	
6	18338-ZB3-E30	STAY, MUFFLER	1	----- VS3	
7	18381-ZE1-800	GASKET, MUFFLER	1	----- VS3	
9	94050-06000	NUT, FLANGE, 6MM	2	----- VS3	
10	94001-08000-0S	NUT, HEX., 8MM	2	----- VSK3, VSK4	

E-16-2

MUFFLER(SILENT)

E 9



Ref. No.	L.O.N.	(Relative ref. Number) Description	F.R.T.
1	3131C5	MUFFLER, EXHAUST	0.2
3	3131D6	PROTECTOR, EXHAUST MUFFLER ...	0.2
4	3131B4	GASKET, EXHAUST MUFFLER	0.2

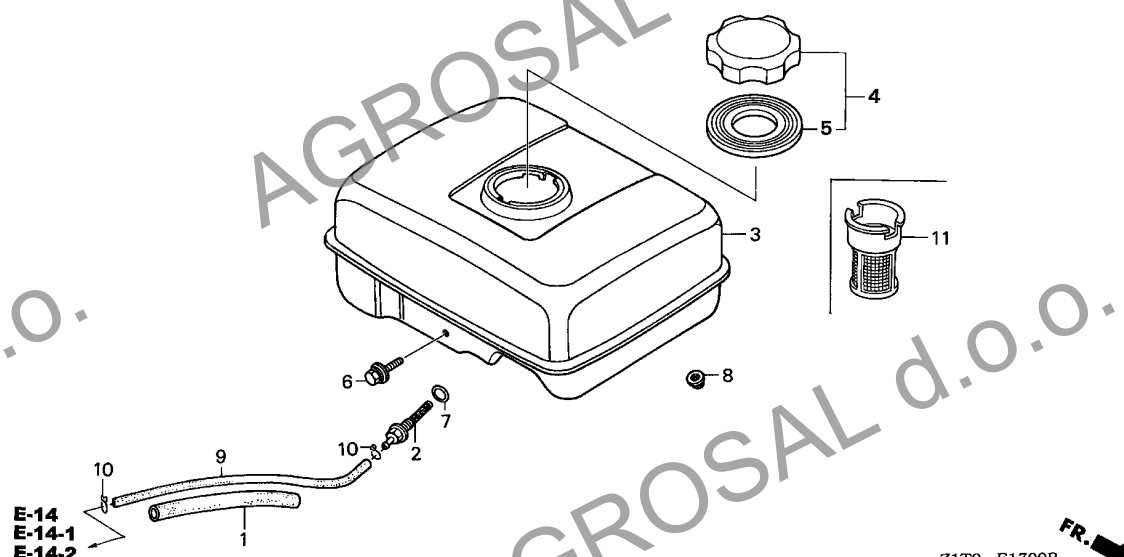
Ref. No.	Part No.	Description	Reqd. QTY	Serial No.	Parts catalogue code
			GX 160 H1		
1	18310-ZE1-821	MUFFLER COMP. (SILENT)	1	-----	VSX
2	18315-ZE1-000	STAY, MUFFLER	1	-----	VSX
3	18320-Z1T-600	PROTECTOR, MUFFLER (SILENT) ..	1	-----	VSX
4	18381-Z1T-003	GASKET, MUFFLER	1	-----	VSX
5	90016-ZE1-000	BOLT, FLANGE, 6X13(CT200) ...	1	-----	VSX
6	90050-ZE3-H00	SCREW, TAPPING, 5X8	4	-----	VSX
7	94001-08000-0S	NUT, HEX., 8MM	2	-----	VSX
8	95701-06012-00	BOLT, FLANGE, 6X12	1	-----	VSX

2

E-17

FUEL TANK

E10



Ref. No.	L.O.N.	(Relative ref. Number) Description	F.R.T.
2	(7)		
3	3101H6	JOINT, FUEL STRAINER	0.2
3	3101H7	TANK, FUEL	0.2
9	3101F1	TUBE, FUEL TANK	0.1
11	3101A6	FILTER, FUEL	0.1

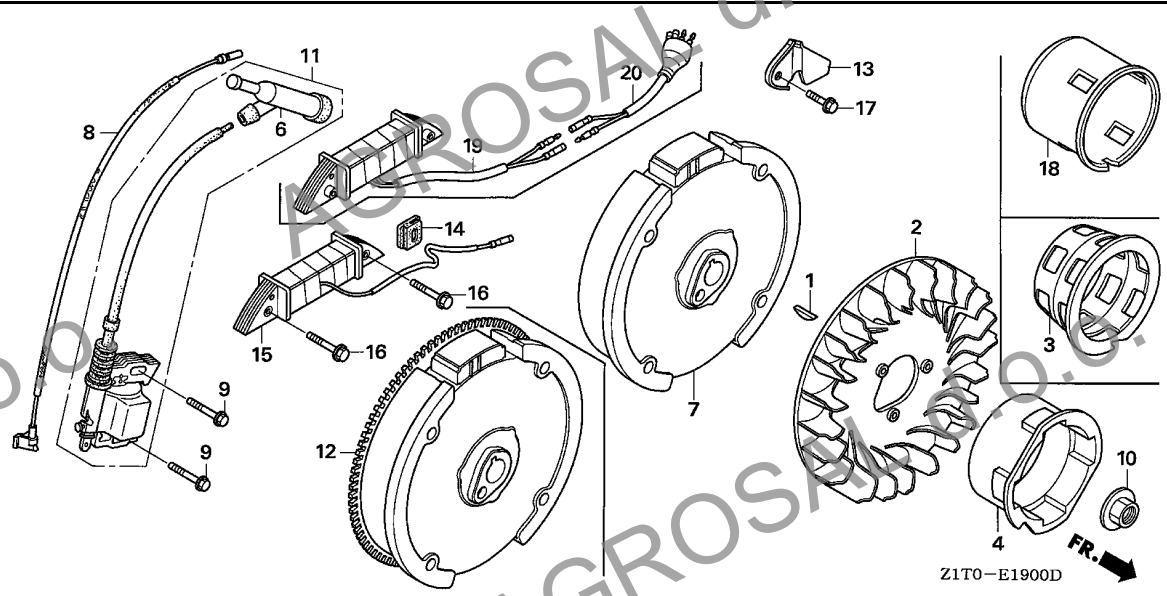
Z1T0-E1700B

Ref. No.	Part No.	Description	Reqd. QTY	Serial No.	Parts catalogue code
			GX 160 H1		
1	16854-ZH8-000	RUBBER, SUPPORTER (107MM)	1	-----	LD,LDT,QD,QDJ1,QMK4,QX,QXU,QX2,RD,SD,SH,SMK4,SX,SXE,SXJ1,VSX,VXK3,VXK4 WMBO
2	16955-Z1T-000	JOINT, FUEL TANK	1	-----	LD,LDT,QD,QDJ1,QMK4,QX,QXU,QX2,RD,SD,SH,SMK4,SX,SXE,SXJ1,VSX,VXK3,VXK4 WMBO
3	17510-ZE1-020Z	TANK COMP., FUEL	1	-----	LD,LDT,QD,QDJ1,QX,QXU,QX2,RD,SD,SH,SX,SXE,SXJ1,VSX,WMBO
	NH31	MCKINLEY WHITE	1	-----	
	17510-ZE1-020ZF	*NH1*	1	-----	QMK4,QX,QX2,SMK4,VXK3,VXK4
4	17620-Z0T-305	CAP COMP., FUEL FILLER (CHROME PLATED)	(1)	-----	LD,LDT,QD,QDJ1,QMK4,QX,QXU,QX2,SD,SH,SMK4,WMBO
	17620-Z1T-800		1	-----	LD,LDT,QD,QDJ1,QMK4,QX,QXU,QX2,RD,SD,SH,SMK4,SX,SXE,SXJ1,VSX,VXK3,VXK4 WMBO
5	17631-Z0T-812	PACKING, FUEL FILLER CAP (39X62X3)	(1)	-----	LD,LDT,QD,QDJ1,QMK4,QX,QXU,QX2,SD,SH,SMK4,WMBO
	17631-Z1T-800		1	-----	LD,LDT,QD,QDJ1,QMK4,QX,QXU,QX2,RD,SD,SH,SMK4,SX,SXE,SXJ1,VSX,VXK3,VXK4 WMBO
6	90004-Z1T-000	BOLT, FLANGE, 6X29	1	-----	LD,LDT,QD,QDJ1,QMK4,QX,QXU,QX2,RD,SD,SH,SMK4,SX,SXE,SXJ1,VSX,VXK3,VXK4 WMBO
7	91353-671-004	O-RING, 14MM(NOK)	1	-----	LD,LDT,QD,QDJ1,QMK4,QX,QXU,QX2,RD,SD,SH,SMK4,SX,SXE,SXJ1,VSX,VXK3,VXK4 WMBO
8	94050-06000	NUT, FLANGE, 6MM	2	-----	LD,LDT,QD,QDJ1,QMK4,QX,QXU,QX2,RD,SD,SH,SMK4,SX,SXE,SXJ1,VSX,VXK3,VXK4 WMBO
9	95001-45140-40	TUBE, FUEL, 4.5X140 (95001-45001-60M)	1	-----	LD,LDT,QD,QDJ1,QMK4,QX,QXU,QX2,RD,SD,SH,SMK4,SX,SXE,SXJ1,VSX,VXK3,VXK4 WMBO
10	95002-02080	CLIP, TUBE (B8)	2	-----	LD,LDT,QD,QDJ1,QMK4,QX,QXU,QX2,RD,SD,SH,SMK4,SX,SXE,SXJ1,VSX,VXK3,VXK4 WMBO
11	17672-Z1T-000	FILTER, FUEL	1	-----	QDJ1,VSX

E-19

FLYWHEEL/IGNITION COIL

E11



Ref. No.	L.O.N.	(Relative ref. Number) Description	F.R.T.
2	1141G7	FAN, ENGINE COOLING ... (3,18)	0.2
4	1121A9	PULLEY, RECOIL STARTER	0.2
6	6141B8	TERMINAL, HIGH TENSION (12)	0.1
7	2161B5	FLYWHEEL	0.3
8	6111B3	CORD, STOP SWITCH	0.3
11	6141A5	COIL, IGNITION(ONE)	0.2
15	6131C3	COIL, CHARGE	0.3
19	6141A6	COIL, LAMP	0.3

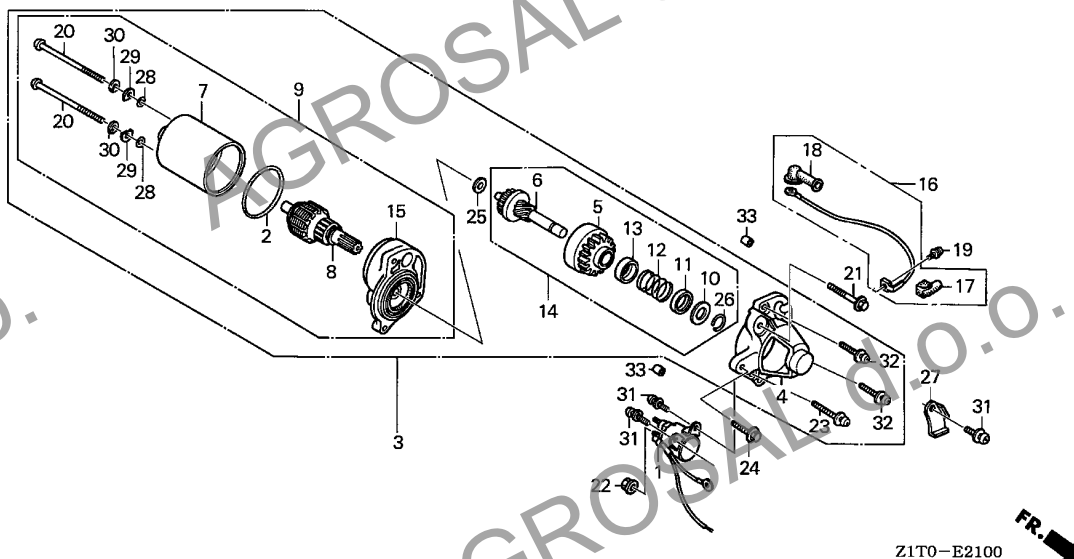
Ref. No.	Part No.	Description	Reqd. QTY	Serial No.	Parts catalogue code
			GX 160 H1		
1	13331-357-000	KEY, SPECIAL WOODRUFF, 25X18	1		
2	19511-Z1T-000	FAN, COOLING	1		
3	28451-ZE1-003	PULLEY, STARTER	1	----- VS3	
4	28451-ZH8-003	PULLEY, STARTER	1	----- LD, QD, QX, QXU, QX2, RD, SD, SH, SX, SXE, VSX, WMBO	
6	30700-Z1T-003	CAP ASSY., NOISE SUPPRESSOR	1		
7	31110-Z1T-003	FLYWHEEL COMP.	1	----- LD, QD, QD J1, QMK4, QX, QXU, QX2, RD, SD, SH, SMK4, SX, SXJ1, VSK3, VSK4, VSX, VS3, VXH, VXJ1, VVK3, VVK4, WMBO	
8	36101-ZB2-010	CORD, STOP SWITCH (395MM)	1	----- SXE, VS3	
	36101-ZE1-010	CORD, STOP SWITCH (370MM)	1	----- LD, LDT, QD, QD J1, QMK4, QX, QXU, QX2, RD, SD, SH, SMK4, SX, SXJ1, VSK3, VSK4, VSX, VXH, VXJ1, VVK3, VVK4, WMBO	
9	90121-952-000	BOLT, FLANGE, 6X25(CT200)	2		
10	90201-Z1T-000	NUT, SPECIAL, 14MM	1		
11	30500-Z1T-003	COIL ASSY., IGNITION	1		
12	31100-ZE1-821	FLYWHEEL COMP. (STARTER MOTOR)	1	----- SXE	
	31100-ZE1-811	FLYWHEEL COMP. (LAMP)	1	----- LDT	
13	31511-ZE1-000	CLAMPER, CORD	1	----- LDT, SXE	
14	31512-ZE1-000	GROMMET, CORD	1	----- LDT, SXE	
15	31630-ZE1-003	COIL ASSY., CHARGE (1A)	1	----- SXE	
16	90015-883-000	BOLT, FLANGE, 6X28	2	----- LDT, SXE	
17	90019-883-000	BOLT, FLANGE, 5X10	1	----- LDT, SXE	
18	28451-ZH8-801	PULLEY, STARTER	1	----- 1056368 LD, LDT, QD, QD J1, QMK4, QX, QXU, QX2, RD, SD, SH, SMK4, SX, SXE, SXJ1, VSK3, VSK4, VSX, VXH, VXJ1, VVK3, VVK4, WMBO	
	28451-Z1T-000		1	----- 1056369 LD, LDT, QD, QD J1, QMK4, QX, QXU, QX2, RD, SD, SH, SMK4, SX, SXE, SXJ1, VSK3, VSK4, VSX, VXH, VXJ1, VVK3, VVK4, WMBO	
19	31510-ZE1-811	COIL ASSY., LAMP (12V/25W)	1	----- LDT	
20	32105-ZE1-000	CABLE, DOUBLE CONNECTOR	1	----- LDT	

2

E-21

STARTER MOTOR

E12



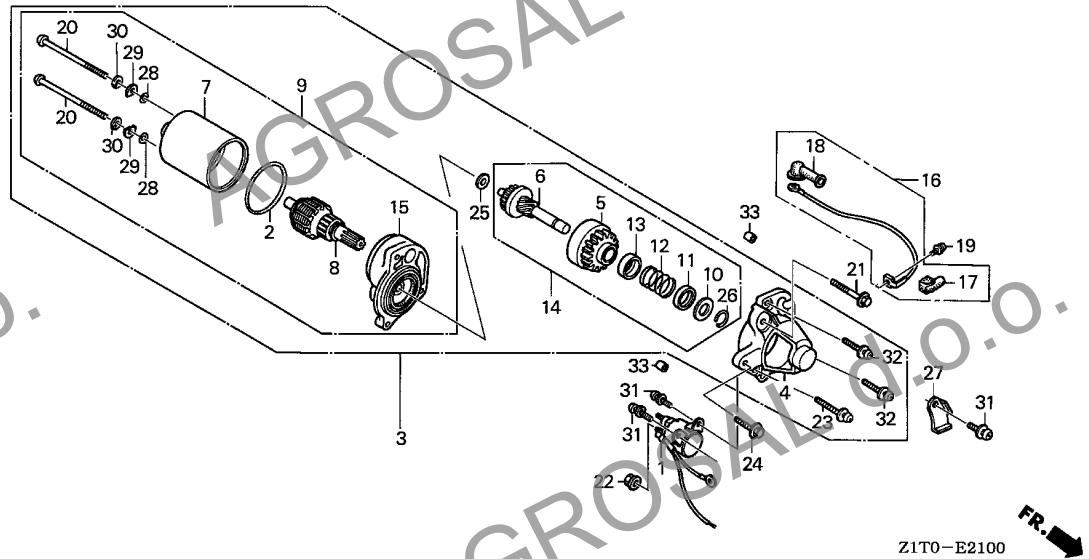
Ref. No.	L.O.N.	(Relative ref. Number) Description	F.R.T.
1	6121C9	SWITCH, STARTER MAGNETIC	0.2
3	6121D5	MOTOR, STARTER	0.2
4	6121B1	COVER, GEAR	0.3
6		(5, 10, 11, 12, 13, 26)	
6	6121C6	SHAFT UNIT, GEAR	0.4
7		(2)	
7	6121D1	YOKE, STARTER	0.4
8	6121C5	ROTOR, STARTER	0.4
9	6121B8	MOTOR ONLY	0.3
15	6121D2	BRACKET, STARTER :FRONT	0.4

Ref. No.	Part No.	Description	Reqd. QTY	Serial No.	Parts catalogue code
			GX 160 H1		
1	31204-ZE1-003	SWITCH COMP., STARTING MAGNET	1	-----	SXE
2	31206-KN7-670	O-RING	1	-----	SXE
3	31210-ZE1-023	MOTOR UNIT, STARTER (SM-11203) (162MM)	1	-----	SXE
4	31212-ZE1-003	COVER COMP., GEAR	1	-----	SXE
5	31214-ZE1-003	PINION ASSY.	1	-----	SXE
6	31215-ZE1-003	SHAFT UNIT, GEAR	1	-----	SXE
7	31216-ZE1-003	YOKE ASSY.	1	-----	SXE
8	31217-ZE1-013	ROTOR ASSY.	1	-----	SXE
9	31220-ZE1-013	MOTOR ONLY	1	-----	SXE
10	31221-ZE1-003	PIECE A, STOPPER	1	-----	SXE
11	31222-ZE1-003	PIECE B, STOPPER	1	-----	SXE
12	31223-ZE1-003	SPRING, RETURN	1	-----	SXE
13	31224-ZE1-003	COVER, SPRING	1	-----	SXE
14	31230-ZE1-003	GEAR ASSY.	1	-----	SXE
15	31235-ZE1-013	BRACKET COMP., FR.	1	-----	SXE
16	32410-ZE1-000	CORD, MAGNET SWITCH	1	-----	SXE
17	32411-ZE1-000	COVER, MAGNETIC SWITCH	1	-----	SXE
18	32411-253-000	COVER, STARTER MOTOR TERMINAL	1	-----	SXE
19	90010-ZE1-003	SCREW-WASHER, 5X8	1	-----	SXE
20	90012-ZE1-003	BOLT, SETTING	2	-----	SXE
21	90017-883-000	BOLT, FLANGE, 6X32	1	-----	SXE
22	90071-MB0-000	NUT-WASHER, 6MM	2	-----	SXE
23	90115-GB4-700	SCREW-WASHER, 5X30	1	-----	SXE
24	90121-952-000	BOLT, FLANGE, 6X25(CT200) ...	1	-----	SXE

E-21

STARTER MOTOR

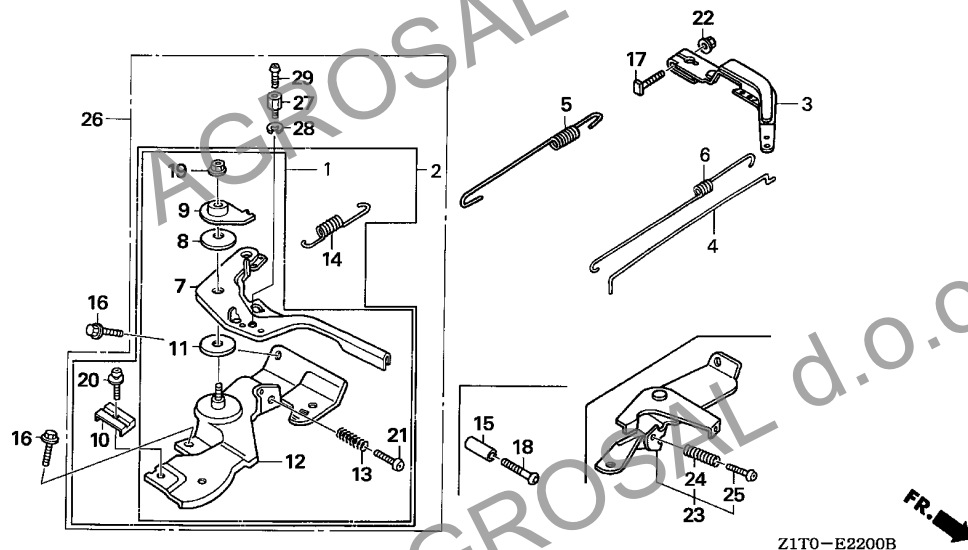
E13



Z1T0-E2100

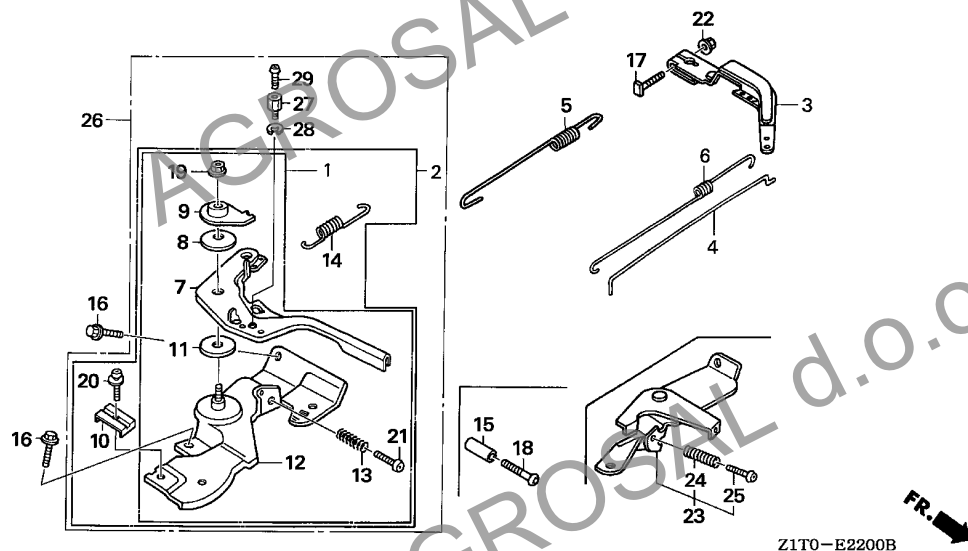
Ref. No.	Part No.	Description	Reqd. QTY		Serial No.	Parts catalogue code
			GX	H1		
25	90502-187-701	WASHER, PINION	1		----- SXE	
26	90603-ZE1-003	CIRCLIP, 10.2MM	1		----- SXE	
27	90631-ZE1-003	HOLDER, HARNESS	1		----- SXE	
28	91301-ZE1-003	O-RING	2		----- SXE	
29	91402-ZE6-003	WASHER, SPECIAL	2		----- SXE	
30	91403-ZE6-003	WASHER, SPRING	2		----- SXE	
31	93892-05014-08	SCREW-WASHER, 5X14	3		----- SXE	
32	93892-05020-08	SCREW-WASHER, 5X20	2		----- SXE	
33	94301-08100	DOWEL PIN, 8X10	2		----- SXE	

2



Ref. No.	L.O.N.	(Relative ref. Number) Description	F.R.T.
2	1161A5	CONTROL, THROTTLE/GOVERNOR ...	0.2
3	1161A0	ARM, GOVERNOR ...	0.2
4	1161B1	ROD, GOVERNOR ...	0.3
5	1161C5	SPRING, GOVERNOR ...	0.2
6	1161C2	SPRING, THROTTLE RETURN ...	0.3
12	1161A2	BASE, CONTROL ...	0.2
14	1161B7	SPRING, CABLE RETURN ...	0.2

Ref. No.	Part No.	Description	Reqd. QTY	Serial No.	Parts catalogue code
			GX 160 H1		
1	16500-Z1T-000	CONTROL ASSY.	1	-----	WMBO
2	16500-ZK8-020	CONTROL ASSY.	1	-----	VXK3,VXK4
	16500-Z1T-600	CONTROL ASSY. (REMOTE)	1	-----	LD,LDT,QD,QDJ1,QX,QXU,QX2,RD,SD,SH,SMK4,SX,SXE,SXJ1
3	16551-ZE0-010	ARM, GOVERNOR	1	-----	LD,LDT,QD,QDJ1,QMK4,QX,QXU,QX2,RD,SD,SH,SMK4,SX,SXE,SXJ1,VXH,VXJ1,WMBO
	16551-Z10-000	1	-----	VSK3,VSK4,VSX,VS3,VXK3,VXK4
4	16555-ZE1-000	ROD, GOVERNOR	1	-----	
5	16561-ZE1-020	SPRING, GOVERNOR	1	-----	LD,LDT,QD,QDJ1,QMK4,QX,QXU,QX2,RD,SD,SH,SMK4,SX,SXE,SXJ1,WMBO
	16561-ZL0-U30	1	-----	VSK3,VSK4,VSX,VS3,VXK3,VXK4
	16561-Z1T-D00	1	-----	VXH,VXJ1
6	16562-ZE1-020	SPRING, THROTTLE RETURN	1	-----	
7	16571-ZH8-020	LEVER, CONTROL	1	-----	QMK4,SMK4,VXK3,VXK4
	16571-Z1T-000	LEVER, CONTROL (###)	1	-----	LD,LDT,QD,QDJ1,QX,QXU,QX2,RD,SD,SH,SMK4,SX,SXE,SXJ1,WMBO
8	16574-ZE1-000	SPRING, LEVER	1	-----	LD,LDT,QD,QDJ1,QMK4,QX,QXU,QX2,RD,SD,SH,SMK4,SX,SXE,SXJ1,VXK3,VXK4,WMBO
9	16575-ZH8-000	WASHER, CONTROL LEVER	1	-----	LD,LDT,QD,QDJ1,QMK4,QX,QXU,QX2,RD,SD,SH,SMK4,SX,SXE,SXJ1,VXK3,VXK4,WMBO
10	16576-891-000	HOLDER, CABLE	1	-----	LD,LDT,QD,QDJ1,QMK4,QX,QXU,QX2,RD,SD,SH,SMK4,SX,SXE,SXJ1
11	16578-ZE1-000	SPACER, CONTROL LEVER	1	-----	LD,LDT,QD,QDJ1,QMK4,QX,QXU,QX2,RD,SD,SH,SMK4,SX,SXE,SXJ1,VXK3,VXK4,WMBO
12	16580-ZH8-030	BASE COMP., CONTROL (###)	1	-----	VXK3,VXK4,WMBO
	16580-ZH8-813	BASE COMP., CONTROL (REMOTE) (###)	1	-----	LD,LDT,QD,QDJ1,QMK4,QX,QXU,QX2,RD,SD,SH,SMK4,SX,SXE,SXJ1
13	16584-883-300	SPRING, CONTROL ADJUSTING ...	1	-----	LD,LDT,QD,QDJ1,QMK4,QX,QXU,QX2,RD,SD,SH,SMK4,SX,SXE,SXJ1,VXK3,VXK4,WMBO
14	16592-ZE1-810	SPRING, CABLE RETURN	1	-----	LD,LDT,QD,QDJ1,QMK4,QX,QXU,QX2,RD,SD,SH,SMK4,SX,SXE,SXJ1
15	16599-ZG1-M10	COLLAR, STOPPER	(1)	-----	VSK3,VSK4,WMBO
16	90013-883-000	BOLT, FLANGE, 6X12(CT200) ...	2	-----	LD,LDT,QD,QDJ1,QMK4,QX,QXU,QX2,RD,SD,SH,SMK4,SX,SXE,SXJ1,VSK3,VSK4,VXH,VXJ1,VXK3,VXK4,WMBO
17	90015-ZE5-010	BOLT, GOVERNOR ARM	1	-----	
18	90016-ZG9-N30	SCREW, RECESSED, 5X25	(1)	-----	VSK3,VSK4,WMBO



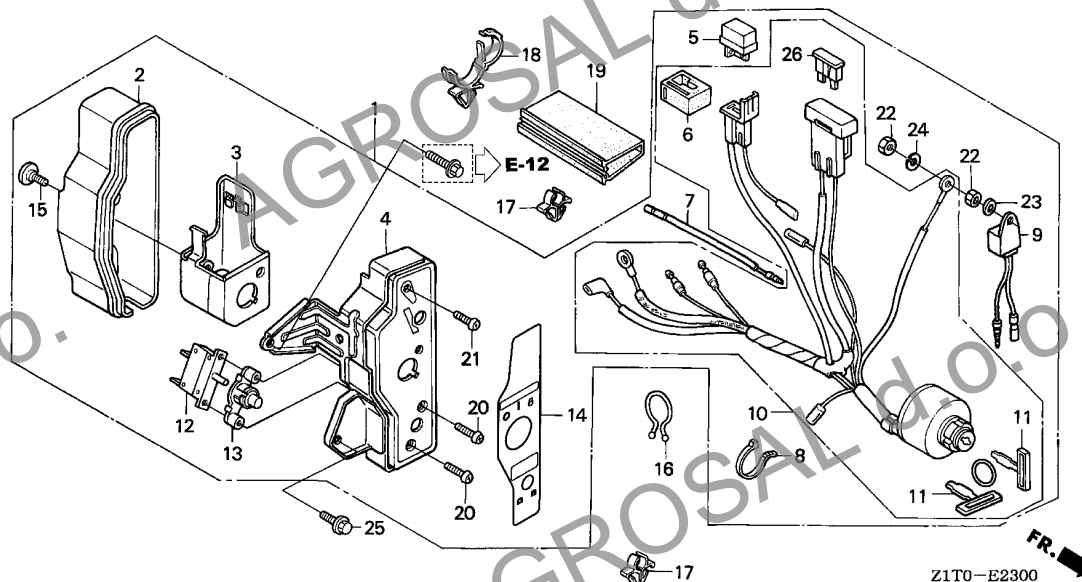
Z1T0-E2200B

Ref. No.	Part No.	Description	Reqd. QTY	Serial No.	Parts catalogue code
			GX 160 H1		
19	90114-SA0-000	NUT, SELF-LOCK, 6MM	1	-----	LD,LDT,QD,QDJ1,QMK4,QX,QXU,QX2,RD,SD,SH,SMK4,SX,SXE,SXJ1,VXK3,VXK4,WMB0
20	93500-05016-0A	SCREW, PAN, 5X16	1	-----	LD,LDT,QD,QDJ1,QMK4,QX,QXU,QX2,RD,SD,SH,SMK4,SX,SXE,SXJ1
21	93500-05025-0A	SCREW, PAN, 5X25	1	-----	WMB0
	93500-05025-0H	1	-----	LD,LDT,QD,QDJ1,QMK4,QX,QXU,QX2,RD,SD,SH,SMK4,SX,SXE,SXJ1
	93500-05032-0H	SCREW, PAN, 5X32	1	-----	VXK3,VXK4
22	94050-06000	NUT, FLANGE, 6MM	1	-----	
23	16570-ZB2-000	CONTROL ASSY.	1	-----	VSK3,VSK4,VSX,VXH,VXJ1
24	16584-883-300	SPRING, CONTROL ADJUSTING ..	1	-----	VSK3,VSK4,VSX,VXH,VXJ1
25	93500-05035-0A	SCREW, PAN, 5X35	1	-----	VSK3,VSK4,VSX,VXH,VXJ1
26	16500-ZH8-813	CONTROL ASSY. (REMOTE/INTERNAL)	1	-----	QMK4,SMK4
27	16594-883-010	HOLDER, WIRE	1	-----	QMK4,SMK4
28	90605-230-000	CIRCLIP, 5MM	1	-----	QMK4,SMK4
29	93500-04006-0H	SCREW, PAN, 4X6	1	-----	QMK4,SMK4

E-23

CONTROL BOX

E16



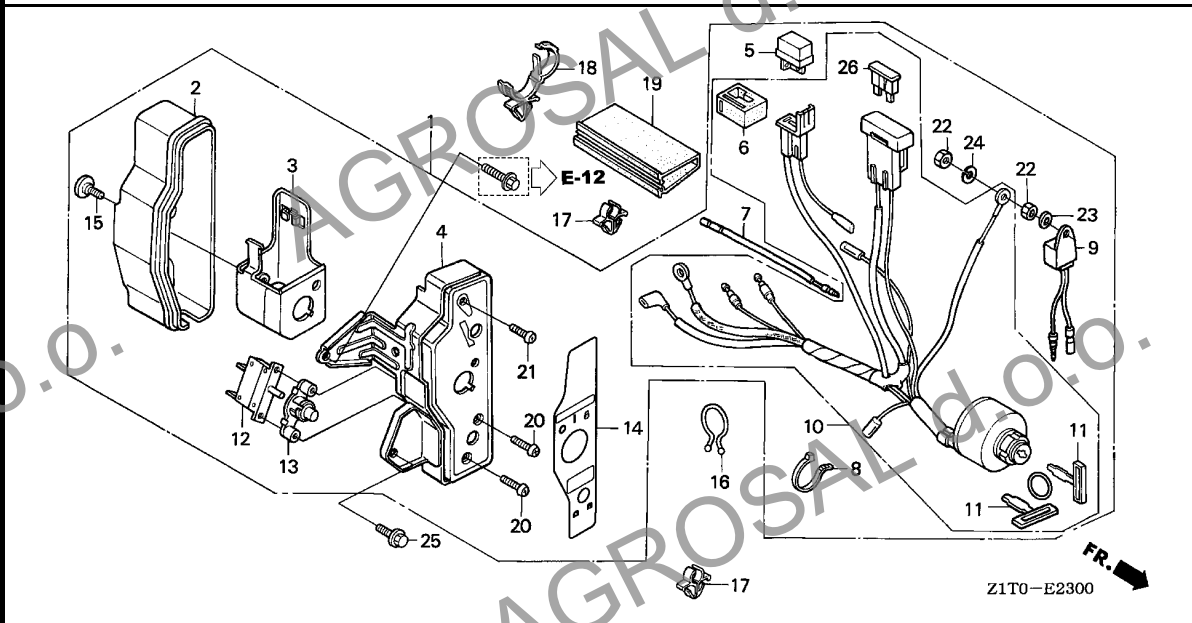
Ref. No.	L.O.N.	(Relative ref. Number) Description	F.R.T.
1	6221N7	BOX, ENGINE CONTROL	0.1
4	6151K5	PANEL, ENGINE CONTROL	0.2
5	6131B8	RECTIFIER, SILICON	0.1
9	6151K4	ALERT UNIT, ENGINE CONTROL OIL	0.1
10	6151E1	SWITCH, COMBINATION	0.2
12	6221D4	PROTECTOR, CIRCUIT	0.2
13	6221J6	LENS, PROTECTOR	0.2
26	8121A7	FUSE, BLADE	0.1

Ref. No.	Part No.	Description	Reqd. QTY	Serial No.	Parts catalogue code
1	31610-ZE1-835ZG	BOX ASSY., CONTROL (EXP-ALERT)			
	R280	POWER RED	1	-----	SXE
2	31612-ZE2-003	CASE, CONTROL	1	-----	SXE
3	31614-ZE2-003	BRACKET, CASE MOUNTING	1	-----	SXE
4	31615-ZE1-003ZG	PANEL COMP., CONTROL			
	R280	POWER RED	1	-----	SXE
5	31700-124-008	RECTIFIER ASSY., SILICON (SHINDENGEN)	1	-----	SXE
6	32127-738-700	SUSPENSION, COUPLER	1	-----	SXE
7	32197-ZE1-003	SUB HARNESS	1	-----	SXE
8	32902-892-003	BAND	1	-----	SXE
9	34150-ZH7-003	ALERT UNIT, OIL	1	-----	SXE
10	35100-ZE1-812	SWITCH ASSY., COMBINATION	1	-----	SXE
11	35111-880-003	KEY COMP.	2	-----	SXE
12	38240-VA3-900	PROTECTOR, CIRCUIT (1.0A)	1	-----	SXE
13	38250-ZA8-701	LENS ASSY., PROTECTOR	1	-----	SXE
14	87529-ZE2-812	MARK, CONTROL BOX (EXP)	1	-----	SXE
15	90380-MA6-010	SCREW, SPECIAL, 6X12	1	-----	SXE
16	90630-751-000	CLIP, PURSE LOCK	1	-----	SXE
17	90682-ZE1-000	CLIP, CORD	2	-----	SXE
18	90690-SAO-003	STRAP, WIRE HARNESS, 25MM (BLACK)	1	-----	SXE
19	91406-ZE2-003	TUBE, FASTENER, 30MM	1	-----	SXE
20	93500-03012-0H	SCREW, PAN, 3X12	2	-----	SXE
21	93500-04012-0H	SCREW, PAN, 4X12	1	-----	SXE

E-23

CONTROL BOX

F 1



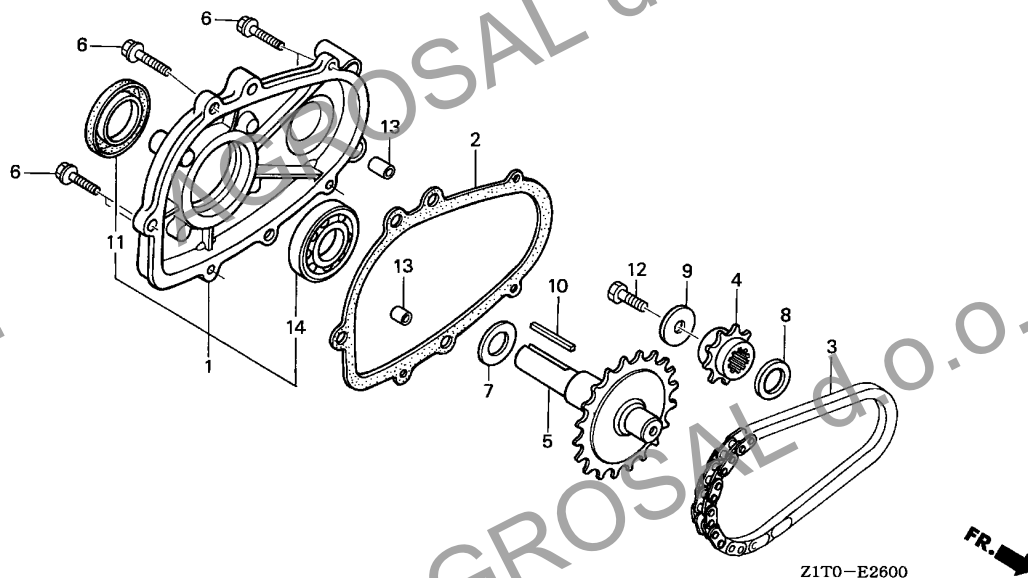
Ref. No.	Part No.	Description	Reqd. QTY	Serial No.	Parts catalogue code
----------	----------	-------------	-----------	------------	----------------------

22	94001-04390-0S	NUT, HEX., 4MM	2	-----	SXE
23	94101-04800	WASHER, PLAIN, 4MM	1	-----	SXE
24	94111-04800	WASHER, SPRING, 4MM	1	-----	SXE
25	95701-06010-00	BOLT, FLANGE, 6X10	1	-----	SXE
26	98200-30500	FUSE, BLADE (5A)	1	-----	SXE

E-26

REDUCTION(LD,LDT)

F 2



Ref. No.	L.O.N.	(Relative ref. Number) Description	F.R.T.
1		(2)	
1101B2		COVER, CHAIN CASE AND/OR PACKING, CHAIN CASE COVER ...	0.2
3	2141C3	CHAIN, POWER TAKE OFF DRIVE ..	0.3
4	2141J8	SPROCKET, DRIVE	0.3
5	2141H4	SHAFT, POWER TAKE OFF	0.3
11	2141F2	OIL SEAL, POWER TAKE OFF SHAFT	0.2
14	2141A8	BEARING, POWER TAKE OFF SHAFT	0.3

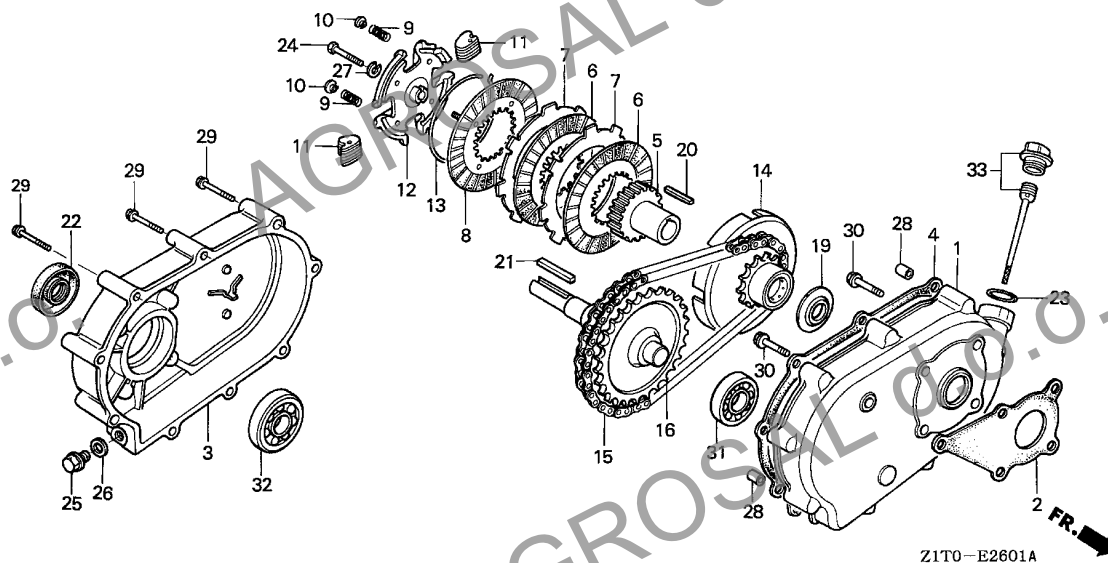
Ref. No.	Part No.	Description	Reqd. QTY	Serial No.	Parts catalogue code
			GX 160 H1		
1	11500-ZE1-611	COVER ASSY., CHAIN CASE	1	-----	LD
	11500-Z1T-610	1	-----	LDT
2	11521-ZH8-800	PACKING, CHAIN CASE COVER ...	1	-----	LD,LDT
3	14411-ZE1-611	CHAIN, P.T.O. DRIVE (DID317FM2-34LE)	1	-----	LD,LDT
4	23110-ZE1-610	SPROCKET, DRIVE (13T)	1	-----	LD,LDT
5	23710-ZE1-613	SHAFT, P.T.O. (26T)	1	-----	LD,LDT
6	90015-883-000	BOLT, FLANGE, 6X28	5	-----	LD,LDT
7	90456-ZE1-000	SPRING, THRUST	1	-----	LD,LDT
8	90470-ZE1-000	SPACER, 20MM	1	-----	LD,LDT
9	90471-ZE1-610	WASHER, 8MM	1	-----	LD,LDT
10	90741-883-810	KEY, 5X5X33(YELLOW)	1	-----	LD,LDT
11	91201-Z0T-801	OIL SEAL, 25X41X6	1	-----	LD
	91202-Z1T-003	1	-----	LDT
12	92101-08025-0A	BOLT, HEX., 8X25	1	-----	LD,LDT
13	94301-08140	DOWEL PIN, 8X14	2	-----	LD,LDT
14	96100-62050-00	BEARING, RADIAL BALL, 6205 ..	1	-----	LD,LDT

2

E-26-1

REDUCTION(RD)

F 3



Z1T0-E2601A

Ref. No.	L.O.N.	(Relative ref. Number) Description	F.R.T.
1	2141C1	CASE, REDUCTION	0.3
2	2141Q0	PACKING, REDUCTION CASE	0.3
3	2141R1	COVER, REDUCTION	0.3
4	2141R2	PACKING, REDUCTION COVER	0.3
6	2141Z0	DISC, REDUCTION CLUTCH FRICTION	0.3
7	2141Z1	PLATE, REDUCTION CLUTCH	0.3
8	2141Z2	PLATE, REDUCTION CLUTCH PRESSURE	0.3
14	2141J8	SPROCKET, DRIVE	0.3
15	2141C2	CHAIN, DRIVE	0.3
16	2141H4	SHAFT, POWER TAKE OFF	0.3
22	2141L5	OIL SEAL, POWER TAKE OFF SHAFT :REAR	0.3
31	2141A7	BEARING, POWER TAKE OFF SHAFT :FRONT	0.4
32	2141L0	BEARING, POWER TAKE OFF SHAFT :REAR	0.4

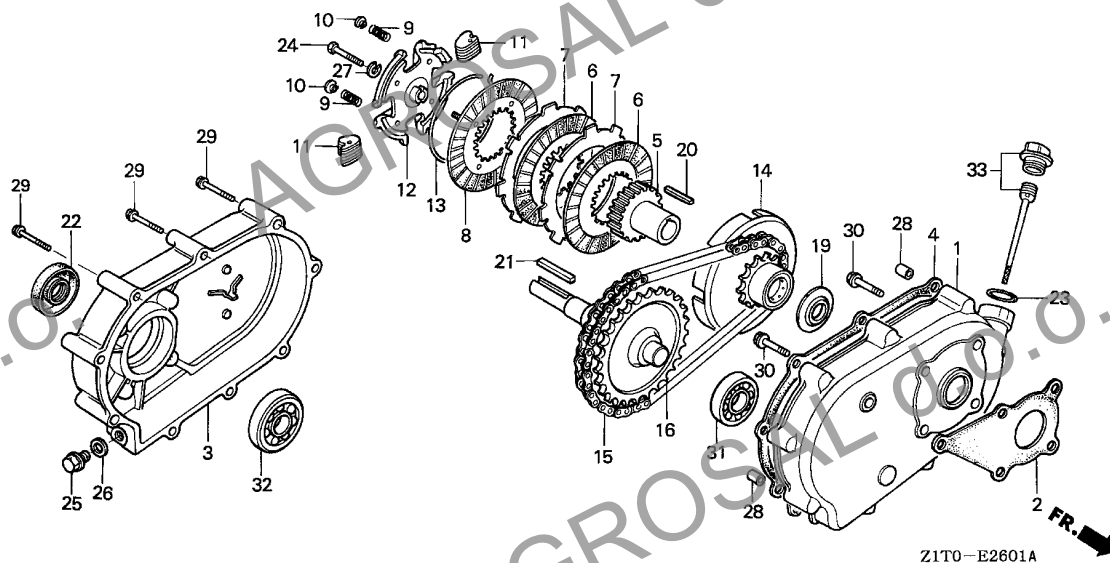
Ref. No.	Part No.	Description	Reqd. QTY	Serial No.	Parts catalogue code
			GX 160 H1		
1	21510-883-621	CASE, REDUCTION	1	-----	RD
2	21591-ZH8-620	PACKING, REDUCTION CASE	1	-----	RD
3	21610-822-611	COVER, REDUCTION	1	-----	RD
4	21691-ZH8-800	PACKING, REDUCTION COVER	1	-----	RD
5	22121-883-620	CENTER, CLUTCH	1	-----	RD
6	22201-822-610	DISK, CLUTCH FRICTION	2	-----	RD
7	22311-822-610	PLATE, CLUTCH	2	-----	RD
8	22350-822-610	PLATE COMP., CLUTCH PRESSURE	1	-----	RD
9	22411-822-611	SPRING, CLUTCH FREE	4	-----	RD
10	22421-822-610	HOLDER, CLUTCH SPRING	4	-----	RD
11	22521-822-610	WEIGHT, CLUTCH	48	-----	RD
12	22531-883-620	HOLDER, CLUTCH WEIGHT	1	-----	RD
13	22535-822-610	CENTER, CLUTCH WEIGHT	1	-----	RD
14	23120-883-620	SPROCKET COMP., DRIVE	1	-----	RD
15	23161-822-611	CHAIN, DRIVE (RK428SH-36LE)	1	-----	RD
16	23711-822-610	SHAFT COMP., P.T.O. (28T)	1	-----	RD
19	90403-883-620	WASHER, THRUST, 20MM	1	-----	RD
20	90741-883-621	KEY, 5MM	1	-----	RD
21	90741-889-810	KEY, 7X7X33(YELLOW)	1	-----	RD
22	91202-805-610	OIL SEAL (PJ30507)	1	-----	RD
23	91301-805-000	O-RING, 26X2	1	-----	RD
24	92101-08035-0A	BOLT, HEX., 8X35	1	-----	RD
25	92800-12000	BOLT, DRAIN PLUG, 12MM	1	-----	RD
26	94109-12000	WASHER, DRAIN PLUG, 12MM	1	-----	RD



E-26-1

REDUCTION(RD)

F 4



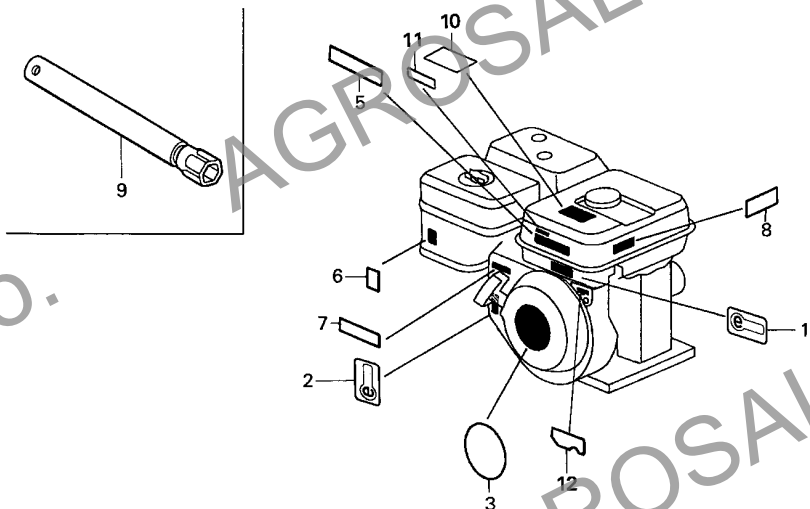
Ref. No.	Part No.	Description	Reqd. QTY		Serial No.	Parts catalogue code
			GX	H1		
27	94111-08000	WASHER, SPRING, 8MM	1	-----	RD	
28	94301-08100	DOWEL PIN, 8X10	2	-----	RD	
29	95701-06055-00	BOLT, FLANGE, 6X55	9	-----	RD	
30	95701-08022-00	BOLT, FLANGE, 8X22	5	-----	RD	
31	96100-62050-00	BEARING, RADIAL BALL, 6205 ..	1	-----	RD	
32	96100-62060-00	BEARING, RADIAL BALL, 6206 ..	1	-----	RD	
33	15600-ZH7-000	CAP ASSY., OIL FILLER	1	-----	RD	

2

E-28

LABEL/TOOL

F 5



Z1T0-E2800C

Ref. L.O.N. (Relative ref. Number) F.R.T.
No. Description

NO INFORMATION

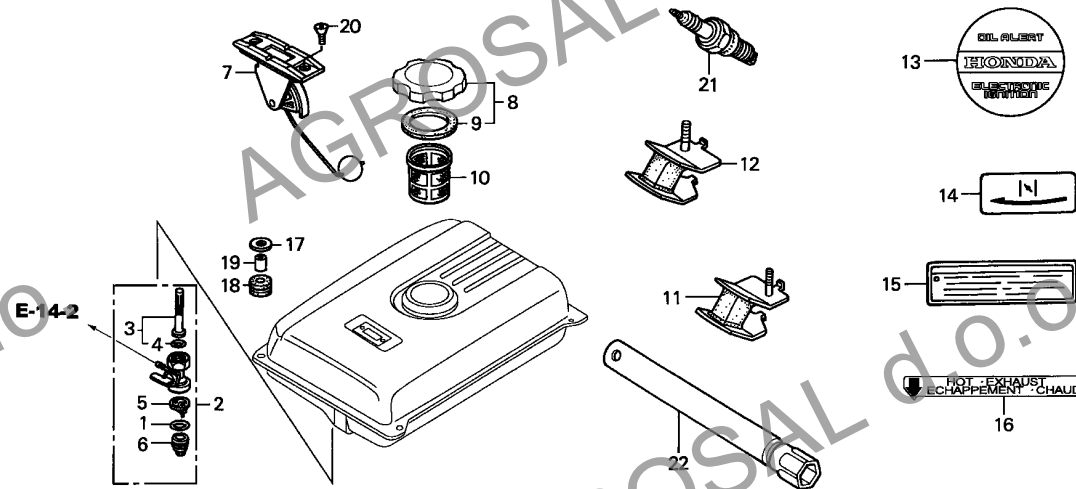
Ref. No.	Part No.	Description	Reqd. QTY	Serial No.	Parts catalogue code
			GX 160 H1		
1	87135-ZE2-020	LABEL, E-SPEC (15.5X27.5) ...	1	-----	LD,LDT,QD,QDJ1,QX,QXU,RD,SD,SH,SX,SXE,SXJ1,VSX,VXK3,WMB0
2	87135-ZE2-020	LABEL, E-SPEC (15.5X27.5) ...	1	-----	VSK3,VS3,VXH,VXJ1
3	87521-ZH8-030	EMBLEM (5.5)	1	-----	LD,LDT,QD,QDJ1,QMK4,QX,QXU,QX2,RD,SD,SH,SMK4,SX,SXE,SXJ1,VSK3,VSK4,VSX VXH,VXJ1,VXK3,VXK4,WMB0
5	87522-Z1T-G21	LABEL, CAUTION	1	-----	LD,LDT,QD,QDJ1,QX,QXU,QX2,RD,SD,SH,SX,SXE,SXJ1,VSX,VXK3
6	87528-ZE1-810	MARK, CHOKE	1	-----	LD,LDT,QD,QDJ1,QX,QXU,QX2,RD,SD,SH,SX,SXE,SXJ1,VSX,VXK3
	87528-733-E90	MARK, CHOKE (H=36)	1	-----	WMB0
	87528-733-E91	MARK, CHOKE (H=34)	1	-----	QMK4,SMK4,VXK4
7	87532-ZH8-W40	MARK, THROTTLE INDICATION	1	-----	QMK4,SMK4,VXK4,WMB0
8	87532-ZH8-810	MARK, OIL ALERT (EXTERNAL) ..	1	-----	QX,QXU,QX2,SX,SXE,SXJ1,VSX,VXK3
9	89218-ZE1-000	WRENCH COMP., SPARK PLUG	1	-----	VSX,WMB0
10	87516-Z1T-J00	MARK, OPERATOR CAUTION	1	-----	QMK4,SMK4,VXK4,WMB0
11	87522-Z1T-J00	LABEL, CAUTION (CHINA)	1	-----	LD,LDT,QD,QDJ1,QX,QXU,QX2,RD,SD,SH,SX,SXE,SXJ1,VSX
12	87532-ZH9-W41	MARK, ENGINE SWITCH	1	-----	VSK3,VSK4

2

E-40

FUEL COCK/LABEL(OTHER PARTS)

F 6



Ref. L.O.N. (Relative ref. Number) F.R.T.
No. Description

NO INFORMATION

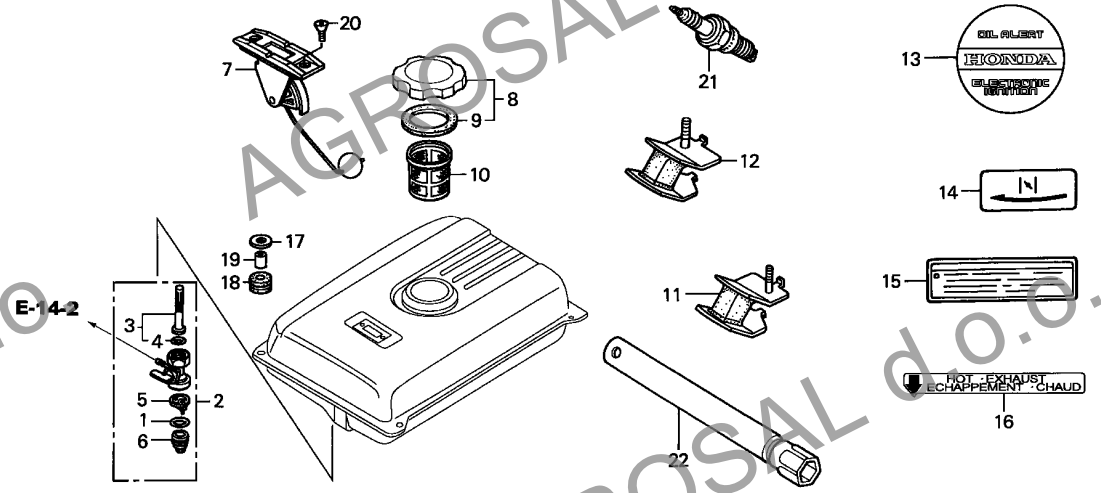
Z1T0-E4000 A

Ref. No.	Part No.	Description	Reqd. QTY	Serial No.	Parts catalogue code
			GX 160 H1		
1	16173-001-004	PACKING, FUEL STRAINER CUP ..	1	----- VS3	
2	16950-ZB4-015	COCK ASSY., FUEL	1	----- VS3	
3	16952-ZB4-005	SCREEN, FUEL STRAINER	1	----- VS3	
4	16958-397-771	O-RING	1	----- VS3	
5	16959-471-831	FILTER, CUP	1	----- VS3	
6	16967-GA6-671	CUP, FUEL STRAINER	1	----- VS3	
7	17505-ZB2-003	METER ASSY., FUEL	1	----- VS3	
8	17620-ZOT-305	CAP COMP., FUEL FILLER (CHROME PLATED)	(1)	----- VS3	
	17620-Z1T-800	1	----- VS3	
9	17631-ZOT-812	PACKING, FUEL FILLER CAP (39X62X3)	(1)	----- VS3	
	17631-Z1T-800	1	----- VS3	
10	17670-899-000	FILTER COMP., FUEL	1	----- VS3	
11	68326-ZB2-000	RUBBER, FR. BOTTOM	2	----- VS3	
12	68327-ZB2-000	RUBBER, RR. BOTTOM	2	----- VS3	
13	87502-ZB2-G01	MARK, OIL ALERT	1	----- VS3	
14	87528-ZB2-630	MARK, CHOKE	1	----- VS3	
15	87533-ZC0-630	MARK, AIR CLEANER	1	----- VS3	
16	87539-898-620	MARK, EX. CAUTION (ENGLISH/FRENCH)	1	----- VS3	
17	90503-898-000	WASHER, TANK CUSHION	4	----- VS3	
18	90851-898-000	RUBBER, TANK CUSHION	4	----- VS3	
19	91551-898-000	COLLAR, TANK CUSHION	4	----- VS3	
20	93600-05010-0A	SCREW, FLAT, 5X10	2	----- VS3	

E-40

FUEL COCK/LABEL(OTHER PARTS)

F 7



Z1T0-E4000 A

Ref. No.	Part No.	Description	Reqd. QTY		Serial No.	Parts catalogue code
			GX	H1		

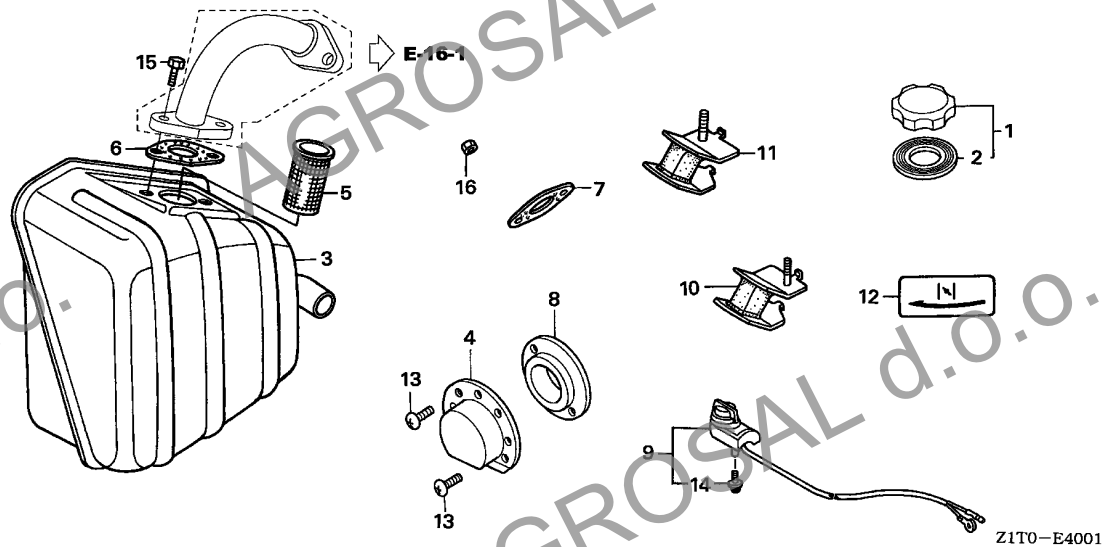
21	98079-56846	PLUG, SPARK (BPR6ES)(NGK) ...	1	-----	VS3	
22	99004-21001	WRENCH, BOX (P21)	1	-----	VS3	

2

E-40-1

MUFFLER(OTHER PARTS)

F 8



Ref. L.O.N. (Relative ref. Number) F.R.T.
No. Description

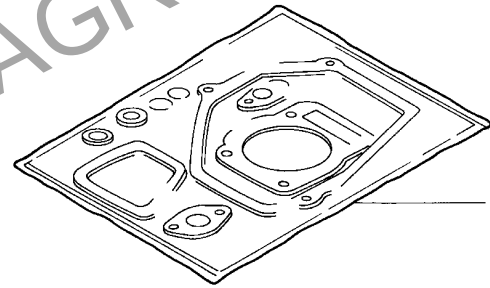
NO INFORMATION

Ref. No.	Part No.	Description	Reqd. QTY	Serial No.	Parts catalogue code
			GX 160 H1		
1	17620-Z1T-800	CAP COMP., FUEL FILLER (CHROME PLATED)	1	-----	VSK3,VSK4
2	17631-Z1T-800	PACKING, FUEL FILLER CAP (39X62X3)	1	-----	VSK3,VSK4
3	18310-ZB3-000	MUFFLER COMP.	1	-----	VSK3,VSK4
4	18340-ZE1-010	DEFLECTOR COMP.	1	-----	QMK4,SMK4
5	18355-898-630	ARRESTER, SPARK	1	-----	VSK3,VSK4
6	18381-ZE1-800	GASKET, MUFFLER	1	-----	VSK3,VSK4
7	18381-Z1T-003	GASKET, MUFFLER	1	-----	VXH,VXJ1
8	18522-ZE1-000	GUIDE, MUFFLER	1	-----	QMK4,SMK4
9	35120-746-C21	SWITCH ASSY., ENGINE STOP ...	1	-----	QMK4,SMK4
10	68326-ZB2-000	RUBBER, FR. BOTTOM	2	-----	VSX
11	68327-ZB2-000	RUBBER, RR. BOTTOM	2	-----	VSX
12	87528-ZB2-630	MARK, CHOKE	1	-----	VSK3,VSK4
13	90002-ZG0-003	SCREW, TAPPING, 4X8	2	-----	QMK4,SMK4
14	90105-733-D61	BOLT, 3X12(SEMS)	1	-----	QMK4,SMK4
15	92101-08020-0A	BOLT, HEX., 8X20	2	-----	VSK3,VSK4
16	94001-08000-0S	NUT, HEX., 8MM	2	-----	VXH,VXJ1

EOP-1

GASKET KIT

F 9



HENG-X0003

Ref. No.	L.O.N. (Relative ref. Number)	Description	F.R.T.
----------	-------------------------------	-------------	--------

NO INFORMATION

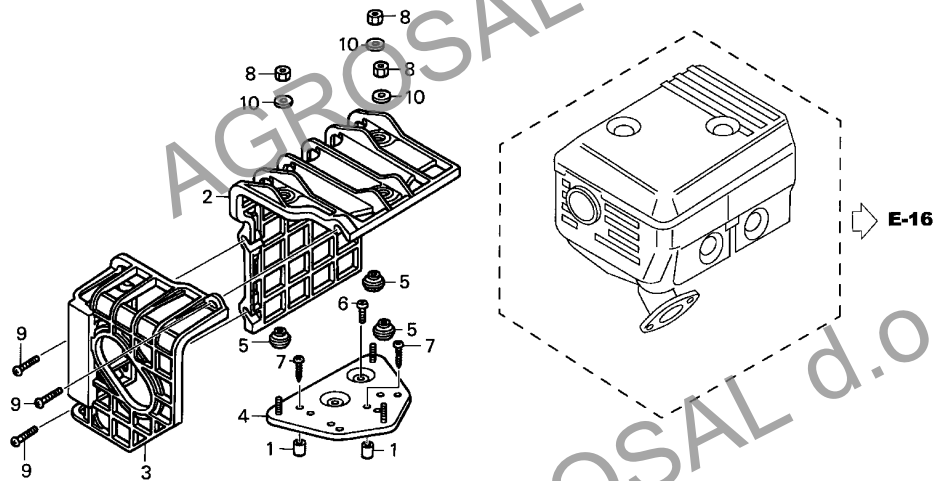
Ref. No.	Part No.	Description	Reqd. QTY GX 160 H1	Serial No.	Parts catalogue code
1	06111-Z1T-N30	GASKET KIT	(1)	-----	VXH,VXJ1

2

EOP-2

MUFFLER COVER

F10



Z1T0-X0200

Ref. L.O.N. (Relative ref. Number) F.R.T.
No. Description

NO INFORMATION

Ref. No.	Part No.	Description	Reqd. QTY	Serial No.	Parts catalogue code
			GX 160 H1		
1	17233-896-701	COLLAR, AIR CLEANER CASE	(2)	-----	WMBO
2	18433-ZH8-W40	COVER COMP., MUFFLER	(1)	-----	WMBO
3	18434-ZH8-W40	COVER COMP., MUFFLER RR.	(1)	-----	WMBO
4	18436-ZH8-W40	BASE COMP., MUFFLER COVER	(1)	-----	WMBO
5	18466-ZH8-W40	SPACER, MUFFLER COVER	(3)	-----	WMBO
6	90050-ZE1-000	SCREW, TAPPING, 5X8	(1)	-----	WMBO
7	90050-ZH8-W40	SCREW, TAPPING, 5X25	(2)	-----	WMBO
8	90302-KF9-900	NUT, HEX., 5MM	(3)	-----	WMBO
9	93891-06020-07	SCREW-WASHER, 6X20	(3)	-----	WMBO
10	94103-05700	WASHER, PLAIN, 5MM	(3)	-----	WMBO

PART NO. INDEX

Part Number	Address	Page	Ref.	Part Number	Address	Page	Ref.	Part Number	Address	Page	Ref.	Part Number	Address	Page	Ref.
21610-822-611	F3	53	3	28443-ZH8-801	D9	27	18	34000				89000			
21691-ZH8-800	F3	53	4	28445-ZE1-003	D10	28	10					90601-ZE1-000	D2	20	11
				28446-ZE1-003	D10	28	11					90601-ZH7-013	D12	30	14
22000				28447-ZE1-003	D10	28	12	34150-ZH7-003	D11	29	7	90602-ZE1-000	D2	20	12
				28448-ZE1-003	D10	28	13		E16	50	9	90603-ZE1-003	E13	47	26
22121-883-620	F3	53	5	28451-Z1T-000	E11	45	18					90605-230-000	E15	49	28
22201-822-610	F3	53	6	28451-ZE1-003	E11	45	3	35000				90630-751-000	E16	50	16
22311-822-610	F3	53	7	28451-ZH8-003	E11	45	4	35100-ZE1-812	E16	50	10	90631-ZE1-003	E13	47	27
22350-822-610	F3	53	8	28451-ZH8-801	E11	45	18	35111-880-003	E16	50	11	90682-ZE1-000	E16	50	17
22411-822-611	F3	53	9	28461-ZE1-003	D10	28	14	35120-746-C21	F8	58	9	90690-SA0-003	E16	50	18
22421-822-610	F3	53	10	28461-ZH8-003	D8	26	9	35120-Z0D-V81	D11	29	8	90741-883-621	F3	53	20
22521-822-610	F3	53	11	28462-ZE1-003	D10	28	15					90741-883-810	D4	22	6
22531-883-620	F3	53	12	28462-ZH8-003	D8	26	10	36000					F2	52	10
22535-822-610	F3	53	13					36100-ZE1-015	D11	29	8	90741-889-810	F3	53	21
				30000				36100-ZF6-P81	D11	29	9	90745-ZE1-600	D4	22	6
23000				30500-Z1T-003	E11	45	11	36100-ZH7-003	D11	29	9	90851-898-000	F6	56	18
				30700-Z1T-003	E11	45	6	36100-ZH8-W82	D12	30	20	90854-ZB3-000	E1	35	17
23110-ZE1-610	F2	52	4					36101-ZE2-010	E11	45	8				
23120-883-620	F3	53	14	31000				36101-ZE1-010	E11	45	8	91000			
23161-822-611	F3	53	15	31100-ZE1-811	E11	45	12					91001-ZF1-003	D2	20	13
23710-ZE1-613	F2	52	5	31100-ZE1-821	E11	45	12	38000				91001-ZF1-004	D2	20	13
23711-822-610	F3	53	16	31110-Z1T-003	E11	45	7	38240-VA3-900	E16	50	12	91201-Z0T-801	F2	52	11
				31204-ZE1-003	E12	46	1	38250-ZA8-701	E16	50	13	91202-805-610	F3	53	22
28000				31206-KN7-670	E12	46	2					91202-Z1T-003	D2	20	14
28400-ZB2-000ZB	D10	28	1	31210-ZE1-023	E12	46	3	68000				91202-Z1T-003	D2	20	14
28400-ZB2-000ZD	D10	28	1	31212-ZE1-003	E12	46	4	68326-ZB2-000	F6	56	11	91301-805-000	F3	53	23
28400-ZB2-000ZF	D10	28	1	31214-ZE1-003	E12	46	5					91301-ZE1-003	E13	47	28
28400-ZB2-000ZG	D10	28	1	31215-ZE1-003	E12	46	6	68327-ZB2-000	F6	56	12	91353-671-004	D2	20	15
28400-ZH8-013YA	D8	26	1	31216-ZE1-003	E12	46	7						E10	44	7
28400-ZH8-013ZA	D8	26	1	31217-ZE1-013	E12	46	8					91402-ZE6-003	E13	47	29
28400-ZH8-013ZB	D8	26	1	31220-ZE1-013	E12	46	9					91403-ZE6-003	E13	47	30
28400-ZH8-023YA	D8	26	13	31221-ZE1-003	E12	46	10	81000				91406-ZE2-003	E16	50	19
28400-ZH8-023ZB	D8	26	13	31222-ZE1-003	E12	46	11					91551-898-000	F6	56	19
28410-ZB2-000ZB	D10	28	2	31223-ZE1-003	E12	46	12	81329-567-020	D11	29	10				
28410-ZB2-000ZE	D10	28	2	31224-ZE1-003	E12	46	13					92000			
28410-ZB2-000ZG	D10	28	2	31230-ZE1-003	E12	46	14	87000				92101-08020-0A	F8	58	15
28410-ZB2-000ZH	D10	28	2	31235-ZE1-013	E12	46	15					92101-08025-0A	F2	52	12
28410-ZH8-003YA	D8	26	2	31510-ZE1-811	E11	45	19	87135-ZE2-020	F5	55	1	92101-08035-0A	F3	53	24
28410-ZH8-003ZA	D8	26	2	31511-ZE1-000	E11	45	13					92800-12000	F3	53	25
28410-ZH8-003ZB	D8	26	2	31512-ZE1-000	E11	45	14	87502-ZB2-001	F6	56	13				
28420-ZE1-003	D10	28	3	31610-ZH8-013	D8	26	3	87516-Z1T-J00	F5	55	10	93000			
28420-ZH8-013	D8	26	3	31612-ZE2-003	E16	50	2	87521-ZH8-030	F5	55	3	90131-ZE1-000	D2	20	9
28421-ZH8-801	D8	26	3	31614-ZE2-003	E16	50	3	87522-Z1T-G21	F5	55	5	90201-Z1T-000	E11	45	10
28422-ZE1-003	D10	28	4	31615-ZE1-003ZG	E16	50	4	87528-Z1T-J00	F5	55	11	90206-ZE1-000	D6	24	16
28422-ZH8-013	D8	26	4	31700-124-008	E16	50	5					90302-KF9-900	F10	60	8
28422-ZH8-801	D8	26	14					87528-733-E90	F5	55	6	90325-044-000	E3	37	10
28423-ZE1-003	D10	28	5	32000				87528-733-E91	F5	55	6		E4	38	8
28431-ZE1-003	D10	28	6	32105-ZE1-000	E11	45	20	87528-ZB2-630	F6	56	14	90380-MA6-010	E16	50	15
28431-ZH8-801	D9	27	15	32127-738-700	E16	50	6					90403-883-620	F3	53	19
28433-ZH8-003	D8	26	5	32197-Z1T-000	D12	30	19					90451-Z1T-000	D2	20	10
28433-ZH8-801	D9	27	16	32197-ZE1-003	E16	50	7					90456-ZE1-000	F2	52	7
28441-ZE1-003	D10	28	7	32410-ZE1-000	E12	46	16					90470-ZE1-000	F2	52	8
28441-ZH8-003	D8	26	6	32411-253-000	E12	46	18					90471-ZE1-610	F2	52	9
28441-ZH8-801	D9	27	17	32411-ZE1-000	E12	46	17					90502-187-701	E13	47	25
28442-ZE1-003	D10	28	8	32902-892-003	E16	50	8					90503-898-000	F6	56	17
28442-ZH8-003	D8	26	7					87533-ZC0-630	F6	56	15	90551-ZE1-000	D5	23	6
28443-ZE1-003	D10	28	9					87539-898-620	F6	56	16				
28443-ZH8-003	D8	26	8									93500-03006-1H	D13	31	21

PART NO. INDEX

G 3

Part Number	Address	Page	Ref.	Part Number	Address	Page	Ref.	Part Number	Address	Page	Ref.	Part Number	Address	Page	Ref.
94000				98000											
94001-04390-0S	F1	51	22	98079-55846	D1	19	15								
94001-08000-0S	E7	41	10	98079-55855	D1	19	15								
	E8	42	10	98079-56841	D1	19	15								
	E9	43	7	98079-56846	D1	19	15								
	F8	53	16		F7	57	21								
94050-06000	E3	37	11	98079-56855	D1	19	15								
	E4	38	9	98200-30500	F1	51	26								
	E6	40	11												
	E8	42	9	99000											
	E10	44	8												
	E15	49	22	99004-21001	F7	57	22								
94050-06080	E5	39	8	99101-ZH8-0650	D14	32	23								
94050-10000	D2	20	16		D16	34	25								
94101-04800	F1	51	23	99101-ZH8-0680	D14	32	23								
94101-06800	D2	20	17		D16	34	25								
94103-05700	F10	60	10	99101-ZH8-0700	D14	32	23								
94109-12000	F3	53	26		D16	34	25								
94111-04800	F1	51	24		E1	35	21								
94111-08000	F4	54	27	99101-ZH8-0720	E1	35	21								
94251-08000	D2	20	18	99101-ZH8-0750	E2	36	21								
94301-08100	E13	47	33	99204-ZE0-0350	D14	32	24								
	F4	54	28		D16	34	26								
94301-08140	D3	21	8		E2	36	22								
	F2	52	13												
94301-10160	D1	19	13												
94305-20122	D13	31	22												
	D15	33	24												
	E1	35	18												
95000															
95001-45140-40	E10	44	9												
95001-45180-40	E1	35	19												
95001-45450-40	E1	35	19												
95002-02080	E1	35	20												
	E10	44	10												
95701-06008-00	D12	30	15												
			16												
			21												
95701-06010-00	E5	39	9												
	F1	51	25												
95701-06012-00	D2	20	19												
	E9	43	8												
95701-06020-00	E3	37	12												
	E4	38	10												
	E6	40	12												
95701-06055-00	F4	54	29												
95701-08022-00	F4	54	30												
95701-08032-00	D3	21	9												
95723-08060-00	D1	19	14												
96000															
96100-62050-00	D3	21	10												
	F2	52	14												
	F4	54	31												
96100-62060-00	F4	54	32												

PART NAME INDEX

H 1

Part name	Address	Page	Ref.	Part name	Address	Page	Ref.	Part name	Address	Page	Ref.
[A]											
ALERT UNIT, OIL	D11	29	7	BOLT, STUD, 6X112	D1	19	11	COLLAR, AIR CLEANER	E3	37	7
	E16	50	9	BOLT, STUD, 6X94	D1	19	11		E4	38	4
ARM, GOVERNOR	E14	48	3	BOLT, STUD, 8X32	D1	19	12		E6	40	2
ARM, VALVE ROCKER	D6	24	4	BOLT, WINKER SETTING	E5	39	7	COLLAR, AIR CLEANER CASE	F10	60	1
ARRESTER, SPARK	E7	41	4	BOX ASSY., CONTROL	E16	50	1	COLLAR, STOPPER	E14	48	15
	F8	58	5	BRACKET COMP., FR.	E12	46	15	COLLAR, TANK CUSHION	F6	56	19
				BRACKET, CASE MOUNTING	E16	50	3	CONTROL ASSY.	E14	48	1
[B]				[C]							
BAND	E16	50	8	CABLE, DOUBLE CONNECTOR	E11	45	20		E15	49	23
BARREL ASSY., CYLINDER	D2	20	1	CAMSHAFT ASSY.	D6	24	2	CORD, MAGNET SWITCH	E12	46	16
BASE COMP., CONTROL	E14	48	12	CAP ASSY., NOISE SUPPRESSOR	E11	45	6	CORD, STOP SWITCH	E11	45	8
BASE COMP., MUFFLER COVER	F10	60	4	CAP ASSY., OIL FILLER	D3	21	4	COVER ASSY., CHAIN CASE	F2	52	1
BEARING, RADIAL BALL	D2	20	13					COVER ASSY., CRANKCASE	D3	21	1
BEARING, RADIAL BALL, 6205	D3	21	10	CAP COMP., FUEL FILLER	F4	54	33		D11	29	2
	F2	52	14		E10	44	4	COVER COMP., FAN	D12	30	17
	F4	54	31	CAP, CLEANER	F6	56	8	COVER COMP., GEAR	E12	46	4
BEARING, RADIAL BALL, 6206	F4	54	32		F8	58	1	COVER COMP., HEAD	D1	19	6
BODY, CLEANER	E6	40	4	CAP, CLEANER	E4	38	7	COVER COMP., MUFFLER	F10	60	2
BOLT, 3X12	F8	58	14		E6	40	9	COVER COMP., MUFFLER RR.	F10	60	3
BOLT, CONNECTING ROD	D5	23	5	CARBURETOR ASSY.	D13	31	9	COVER, AIR CLEANER	E3	37	4
BOLT, DRAIN PLUG	D2	20	9		D15	33	9		E4	38	3
BOLT, DRAIN PLUG, 12MM	F3	53	25	CASE COMP., AIR CLEANER	E1	35	9		E5	39	4
BOLT, FLANGE, 5X10	E11	45	17	CASE COMP., RECOIL STARTER	D8	26	2	COVER, MAGNETIC SWITCH	E12	46	17
BOLT, FLANGE, 6X10	D8	26	12		D10	28	2	COVER, REDUCTION	F3	53	3
	D10	28	16	CASE, CONTROL	E16	50	2	COVER, SPRING	E12	46	13
	E5	39	9	CASE, RECOIL STARTER SPRING	D10	28	10	COVER, STARTER MOTOR TERMINAL	E12	46	18
	F1	51	25	CASE, REDUCTION	F3	53	1	CRANKSHAFT COMP.	D4	22	1
BOLT, FLANGE, 6X12	D1	19	10	CENTER, CLUTCH	F3	53	5				
	D2	20	19	CENTER, CLUTCH WEIGHT	F3	53	13				
	D11	29	11	CHAIN, DRIVE	F3	53	15				
	E9	43	8	CHAIN, P.T.O. DRIVE	F2	52	3	CUP, FUEL STRAINER	D15	33	22
	E14	48	16	CHAMBER SET, FLOAT	D13	31	4		F6	56	6
BOLT, FLANGE, 6X13	E9	43	5		D15	33	4				
BOLT, FLANGE, 6X20	D11	29	12	CHOKE SET	E1	35	4				
	E3	37	12		D13	31	8				
	E4	38	10	CIRCLIP, 10.2MM	D15	33	8				
	E6	40	12		E1	35	8	DEFLECTOR COMP.	E7	41	3
BOLT, FLANGE, 6X25	E11	45	9	CIRCLIP, 5MM	E13	47	26		F8	58	4
	E12	46	24	CLAMPER, CORD	E15	49	28	DISK, CLUTCH FRICTION	F3	53	6
BOLT, FLANGE, 6X28	E11	45	16	CLAMP, CORD	D11	29	4	DOWEL PIN, 10X16	D1	19	13
	F2	52	6	CLIP, CORD	E16	50	17	DOWEL PIN, 8X10	E13	47	33
BOLT, FLANGE, 6X29	E10	44	6	CLIP, GOVERNOR HOLDER	D2	20	12	DOWEL PIN, 8X14	D3	21	8
BOLT, FLANGE, 6X32	E12	46	21	CLIP, HARNESS	D12	30	14		F2	52	13
BOLT, FLANGE, 6X55	F4	54	29	CLIP, PISTON PIN, 18MM	D5	23	6				
BOLT, FLANGE, 6X8	D12	30	15	CLIP, PURSE LOCK	E16	50	16				
				CLIP, TUBE	E1	35	20				
BOLT, FLANGE, 8X22	F4	54	30		E10	44	10				
BOLT, FLANGE, 8X32	D3	21	9	CLIP, VALVE GUIDE	D1	19	4	ELBOW COMP., AIR CLEANER	E3	37	9
BOLT, FLANGE, 8X60	D1	19	14	COCK ASSY., FUEL	F6	56	2		E4	38	6
BOLT, GOVERNOR ARM	E14	48	17	COIL ASSY., CHARGE	E11	45	15	ELEMENT, AIR CLEANER	E6	40	8
BOLT, HEX., 8X20	F8	58	15	COIL ASSY., IGNITION	E11	45	11		E3	37	2
BOLT, HEX., 8X25	F2	52	12	COIL ASSY., LAMP	E11	45	19		E4	38	1
BOLT, HEX., 8X35	F3	53	24	COLLAR B, AIR CLEANER	E3	37	8		E5	39	1
BOLT, PIVOT, 8MM	D6	24	15		E4	38	5	EMBLEM	F5	55	3
BOLT, SETTING	E12	46	20		E6	40	3				

PART NAME INDEX

H 2

Part name	Address	Page	Ref.	Part name	Address	Page	Ref.	Part name	Address	Page	Ref.
[F]				[J]				[N]			
FAN, COOLING	E11	45	2	JET SET, PILOT,	D14	32	24	NOSE, SILENCER	E3	37	6
FILTER COMP., FUEL	F6	56	10		D16	34	26	NOZZLE, MAIN	D13	31	11
FILTER, CUP	F6	56	5		E2	36	22		D15	33	11
FILTER, FUEL	E10	44	11	JET, MAIN,	D14	32	23		E1	35	11
FILTER, OUTER	E3	37	3		D16	34	25	NUT	D10	28	13
FLOAT SET	D13	31	3		E1	35	21	NUT-WASHER, 6MM	E12	46	22
	D15	33	3		E2	36	21	NUT, FLANGE, 10MM	D2	20	16
	E1	35	3	JOINT, FUEL TANK	E10	44	2	NUT, FLANGE, 6MM	E3	37	11
FLYWHEEL COMP.	E11	45	7						E4	38	9
			12	[K]					E5	39	8
FUSE, BLADE	F1	51	26	KEY COMP.	E16	50	11		E6	40	11
[G]				KEY, 4.78X4.78X38	D4	22	6		E8	42	9
GASKET KIT	F9	59	1	KEY, 5MM	F3	53	20		E10	44	8
GASKET SET	D13	31	1	KEY, 5X5X33	D4	22	6	NUT, HEX., 4MM	F1	51	22
	D15	33	1		F2	52	10	NUT, HEX., 5MM	F10	60	8
	E1	35	1	KEY, 7X7X33	F3	53	21	NUT, HEX., 8MM	E7	41	10
GASKET, CYLINDER HEAD	D1	19	5	KEY, SPECIAL WOODRUFF, 25X18 ..	E11	45	1		E8	42	10
GASKET, MUFFLER	E7	41	5	KNOB, RECOIL STARTER	D10	28	14		E9	43	7
	E8	42	7	[L]					F8	58	16
	E9	43	4	LABEL, CAUTION	F5	55	5	NUT, PIVOT ADJUSTING	D6	24	18
	F8	58	7					NUT, SELF-LOCK, 6MM	E15	49	19
GEAR ASSY.	E12	46	14	LABEL, E-SPEC	F5	55	1	NUT, SPECIAL, 14MM	E11	45	10
GOVERNOR ASSY.	D2	20	3					NUT, TOOL BOX SETTING	E3	37	10
GRID, AIR CLEANER	E4	38	2	LENS ASSY., PROTECTOR	E16	50	13		E4	38	8
	E6	40	7	LEVER COMP., CHOKE	D13	31	16		E6	40	10
	D8	26	9		D15	33	17	[O]			
GRIP, STARTER	E3	37	5	LEVER, COCK	E1	35	16	OIL SEAL	F3	53	22
GROMMET, AIR CLEANER	E11	45	14		D13	31	17	OIL SEAL, 25X41X6	D2	20	14
GROMMET, CORD	D11	29	10	LEVER, CONTROL	E14	48	7		D3	21	7
GROMMET, DRAIN HOLE	D1	19	2	LIFTER, VALVE	D6	24	5		F2	52	11
GUIDE, EX. VALVE	D1	19	1	[M]				0-RING	E12	46	2
GUIDE, IN. VALVE	E7	41	6	MARK, AIR CLEANER	F6	56	15		E13	47	28
GUIDE, MUFFLER	F8	58	8	MARK, CHOKE	F5	55	6		F6	56	4
	D8	26	5		F6	56	14	0-RING, 14MM	D2	20	15
GUIDE, RATCHET	D9	27	16	MARK, CONTROL BOX	E16	50	14		E10	44	7
	D10	28	9	MARK, ENGINE SWITCH	F5	55	12	0-RING, 26X2.7	F3	53	23
[H]				MARK, EX. CAUTION	F6	56	16	[P]			
HEAD COMP., CYLINDER	D1	19	3	MARK, OIL ALERT	F5	55	8	PACKING, AIR CLEANER	E1	35	15
HOLDER, CABLE	E14	48	10	MARK, OPERATOR CAUTION	F5	55	10	PACKING, CARBURETOR	D13	31	15
HOLDER, CLUTCH SPRING	F3	53	10	MARK, THROTTLE INDICATION	F5	55	7		D15	33	16
HOLDER, CLUTCH WEIGHT	F3	53	12	METER ASSY., FUEL	F6	56	7		E1	35	14
HOLDER, HARNESS	E13	47	27	MOTOR ONLY	E12	46	9	PACKING, CASE COVER	D3	21	3
HOLDER, WIRE	E15	49	27	MOTOR UNIT, STARTER	E12	46	3	PACKING, CHAIN CASE COVER	F2	52	2
[I]				MUFFLER COMP.	E7	41	1	PACKING, ELBOW	E3	37	1
INSULATOR, CARBURETOR	D13	31	12		E8	42	1		E6	40	1
	D15	33	13		E8	42	1	PACKING, FUEL COCK	D13	31	20
	E1	35	12		E9	43	1		D15	33	21
					F8	58	3	PACKING, FUEL FILLER CAP	E10	44	5
									F6	56	9
									F8	58	2
									D15	33	12
									F6	56	1

PART NAME INDEX

H 3

Part name	Address	Page	Ref.	Part name	Address	Page	Ref.	Part name	Address	Page	Ref.
PACKING, HEAD COVER	D1	19	7	ROPE, RECOIL STARTER	D10	28	15	SHAFT COMP., P.T.O.	F3	53	16
PACKING, INSULATOR	D13	31	13	ROTATOR, VALVE	D6	24	13	SHAFT UNIT, GEAR	E12	46	6
	D15	33	14	ROTOR ASSY.	E12	46	8	SHAFT, GOVERNOR ARM	D2	20	8
	E1	35	13	RUBBER, FR. BOTTOM	F6	56	11	SHAFT, P.T.O.	F2	52	5
PACKING, OIL FILLER CAP	D3	21	6		F8	58	10	SHAFT, SUB	D10	28	12
			11	RUBBER, FUEL	E1	35	17	SHROUD	D11	29	5
PACKING, REDUCTION CASE	F3	53	2	RUBBER, RR. BOTTOM	F6	56	12	SHROUD ASSY., UPPER	D11	29	6
PACKING, REDUCTION COVER	F3	53	4		F8	58	11	SHROUD COMP.	D11	29	5
PANEL COMP., CONTROL	E16	50	4	RUBBER, SUPPORTER	E2	36	23	SLIDER, GOVERNOR	D2	20	7
PAN, CLEANER OIL	E6	40	5		E10	44	1	SPACER COMP., CARBURETOR	D13	31	14
PIECE A, STOPPER	E12	46	10	RUBBER, TANK CUSHION	F6	56	18		D15	33	15
PIECE B, STOPPER	E12	46	11					SPACER, 20MM	F2	52	8
PINION ASSY.	E12	46	5	[S]				SPACER, CONTROL LEVER	E14	48	11
PIN, GOVERNOR WEIGHT	D2	20	6	SCREEN, FUEL STRAINER	F6	56	3	SPACER, MUFFLER COVER	F10	60	5
PIN, LOCK, 8MM	D2	20	18	SCREW-WASHER, 5X14	E13	47	31	SPRING, CABLE RETURN	E14	48	14
PIN, PISTON	D5	23	3	SCREW-WASHER, 5X20	E13	47	32	SPRING, CLUTCH FREE	F3	53	9
PIN, SPRING, 2X12	D13	31	22	SCREW-WASHER, 5X30	E12	46	23	SPRING, COCK LEVER	D13	31	19
	D15	33	24	SCREW-WASHER, 5X8	E12	46	19		D15	33	20
	E1	35	18	SCREW-WASHER, 6X20	F10	60	9	SPRING, CONTROL ADJUSTING	D11	29	1
PIN, STARTER RATCHET	D10	28	5	SCREW SET	D13	31	7		E14	48	13
PIPE COMP., EX.	E8	42	5		D15	33	7		E15	49	24
PISTON	D5	23	2	SCREW SET, DRAIN	D13	31	6	SPRING, FRICTION	D8	26	6
PIVOT, ROCKER ARM	D6	24	6		E1	35	7		D9	27	17
PLATE COMP., CLUTCH PRESSURE	F3	53	8		D15	33	5		D10	28	7
PLATE COMP., SIDE	D12	30	22	SCREW SET, PILOT	D13	31	5		D8	26	7
PLATE, CLUTCH	F3	53	7		D15	33	5	SPRING, GOVERNOR	E14	48	5
PLATE, FRICTION	D9	27	15		E1	35	6	SPRING, LEVER	E14	48	8
	D10	28	6		D16	34	27	SPRING, RECOIL STARTER	D8	26	7
PLATE, LEVER SETTING	D13	31	18		E1	35	5		D10	28	8
	D15	33	19	SCREW, FLAT, 5X10	F6	56	20	SPRING, RETURN	D8	26	8
PLATE, PUSH ROD GUIDE	D6	24	14	SCREW, PAN, 3X12	E16	50	20		D9	27	18
PLATE, SIDE	D11	29	3	SCREW, PAN, 3X6	D13	31	21		E12	46	12
	D12	30	18		D15	33	23	SPRING THROTTLE RETURN	E14	48	6
PLUG, SPARK	D1	19	15	SCREW, PAN, 4X12	E16	50	21	SPRING THROTTLE RETURN	F2	52	7
	F7	57	21	SCREW, PAN, 4X6	E15	49	29	SPRING, VALVE	D6	24	10
PROTECTOR, CIRCUIT	E16	50	12	SCREW, PAN, 5X16	E15	49	20	SPRING, WEIGHT RETURN	D6	24	7
PROTECTOR, MUFFLER	E7	41	2	SCREW, PAN, 5X25	E15	49	21	SPROCKET COMP., DRIVE	F3	53	14
	E9	43	3	SCREW, PAN, 5X32	E15	49	21	SPROCKET, DRIVE	F2	52	4
PROTECTOR, MUFFLER INNER	E8	42	3	SCREW, PAN, 5X35	D11	29	13	STARTER ASSY., RECOIL	D8	26	1
PROTECTOR, MUFFLER OUTER	E8	42	2		E15	49	25		D10	28	1
PULLEY, RECOIL STARTER	D10	28	3	SCREW, RECESSED, 5X25	E14	48	18	STAY, AIR CLEANER	E5	39	5
PULLEY, STARTER	E11	45	3	SCREW, SETTING	D8	26	11	STAY, MUFFLER	E8	42	6
			18		D9	27	19		E9	43	2
				SCREW, SPECIAL, 6X12	E16	50	15	STRAP, WIRE HARNESS, 25MM	E16	50	18
				SCREW, TAPPING, 4X6	E7	41	9	SUB HARNESS	D12	30	19
				SCREW, TAPPING, 4X8	E7	41	7		E16	50	7
					F8	58	13	SUSPENSION, COUPLER	E16	50	6
				SCREW, TAPPING, 5X25	F10	60	7	SWITCH ASSY., COMBINATION	E16	50	10
				SCREW, TAPPING, 5X8	E7	41	8	SWITCH ASSY., ENGINE STOP	D11	29	8
					E9	43	6				9
					F10	60	6		D12	30	20
				SCREW, THROTTLE STOP	D13	31	10		F8	58	9
					D15	33	10	SWITCH ASSY., OIL LEVEL	D2	20	2
					E1	35	10	SWITCH COMP., STARTING MAGNET	E12	46	1
					E5	39	6				
					E8	42	4	[T]			
				SEAL, AIR CLEANER	E5	39	6	TANK COMP., FUEL	E10	44	3
				SEAL, MUFFLER PROTECTOR	E8	42	4	TUBE, BREATHER	D1	19	8
				SEAL, VALVE STEM	D6	24	1				
				SEPARATOR, AIR CLEANER	E5	39	2				

PART NAME INDEX

H 4

Part name	Address	Page	Ref.	Part name	Address	Page	Ref.	Part name	Address	Page	Ref.
TUBE, BREATHER	D1	19	9								
TUBE, FASTENER, 30MM	E16	50	19								
TUBE, FUEL, 4.5X140	E10	44	9								
TUBE, FUEL, 4.5X180	E1	35	19								
TUBE, FUEL, 4.5X430	E1	35	19								
[V]											
VALVE SET, FLOAT	D13	31	2								
	D15	33	2								
	E1	35	2								
VALVE, EX.	D6	24	9								
VALVE, IN.	D6	24	8								
[W]											
WASHER, 8MM	F2	52	9								
WASHER, CONTROL LEVER	E14	48	9								
WASHER, DRAIN PLUG, 10.2MM ...	D2	20	11								
WASHER, DRAIN PLUG, 12MM	F3	53	26								
WASHER, PINION	E13	47	25								
WASHER, PLAIN, 4MM	F1	51	23								
WASHER, PLAIN, 5MM	F10	60	10								
WASHER, PLAIN, 6MM	D2	20	17								
WASHER, SPECIAL	E13	47	29								
WASHER, SPRING	E13	47	30								
WASHER, SPRING, 4MM	F1	51	24								
WASHER, SPRING, 8MM	F4	54	27								
WASHER, STARTER	D10	28	11								
WASHER, TANK CUSHION	F6	56	17								
WASHER, THRUST, 20MM	F3	53	19								
WASHER, THRUST, 6MM	D2	20	10								
WEIGHT, CLUTCH	F3	53	11								
WEIGHT, GOVERNOR	D2	20	4								
WRENCH COMP., SPARK PLUG	F5	55	9								
WRENCH, BOX	F7	57	22								
[Y]											
YOKE ASSY.	E12	46	7								

1

FOREWORD INDEX

2

ENGINE GROUP

3

PART NUMBER INDEX

4

PART NAME INDEX

AGROSAL d.o.o.





PARTS CATALOGUE NEWS

Honda Motor Co., Ltd. Service Division

Printed in Japan

December 19, 2005

CODE NO.	BOOKLET TYPE	13Z1T0E2
	MICRO- FICHE	13Z1T0EB/FB
PARTS CATALOGUE TITLE	GX160H1	
NEWS NO.	001	

GX160H1-QMK3 TYPE sales information

NOTE: This Parts Catalogue News explains only the parts of the different model that are produced to conform to addition of the GX160H1-QMK3 type.

As for the parts not listed on this Parts Catalogue News, use the parts of the GX160H1-QMK4 type.

NOTE A:PART NO. CHANGE D:NEWLY PROVIDED E:PART NO. DELETION K:REQUIRED NO. CORRECTION L:APPLICATION SERIAL NO. CORRECTION
T:APPLICATION CORRECTION Z:REMARKS CHANGE

BOOKNo. : 13Z1TOE2

• Models, parts catalogue codes and applicable serial numbers

Model	Type	Parts catalogue type	Applicable engine serial No.	Applicable carburetor identification No.
GX160H1	QMK4	Base type	GCAAH-1000001~	BE65B B
	QMK3	Additional type		

• Features of each type

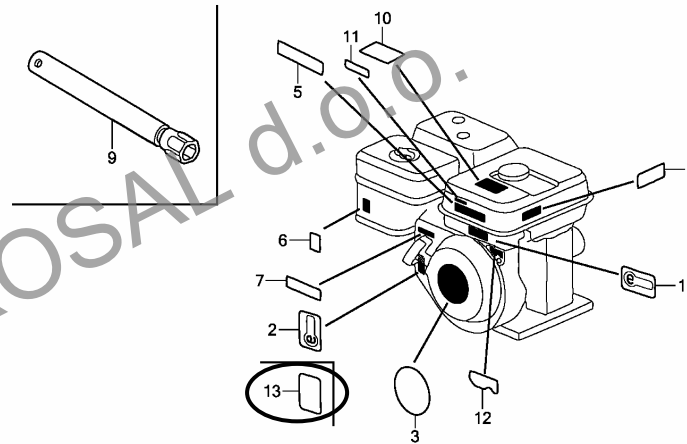
Features of each type		Base type	Additional type
Model		GX160H1	
Type		QMK4	QMK3
Crankshaft	20mm Ø Spline		
	19mm Ø Straight	●	●
	20mm Ø Straight		
	3/16" Tapered		
	M18 Stepped thread		
Starter motor			
Oil alert			
Engine stop switch		●	●
Fuel tank		●	●
Reduction			
Muffler cover			

NOTE A:PART NO. CHANGE D:NEWLY PROVIDED E:PART NO. DELETION K:REQUIRED NO. CORRECTION L:APPLICATION SERIAL NO. CORRECTION
T:APPLICATION CORRECTION Z:REMARKS CHANGE

PARTS CATALOGUE NEWS

BOOKNo. : 13Z1T0E2

Block No.	Ref. No.	Part No.	Description	Reqd. QTY	Base Part No.	Parts catalogue code	
				GX 160 HI			
E-2	3	12210-Z1T-010	HEAD COMP. CYLINDER	1	12210-Z1T-000		
E-28		LABEL/TOOL					



Z1T0E2800D

E-28	5	87522-Z1T-G21	LABEL, CAUTION	1		
	6	87528-ZE1-810	MARK, CHOKE	1	87528-733-E91	
	7		MARK, THROTTLE INDICATION	0	87532-ZH8-W40	
	10		MARK, OPERATOR CAUTION	0	87516-Z1T-J00	
	13	87114-ZH7-000	LABEL, WARNING (NOT CERTIFIED FOR SALE)	1		

NOTE A:PART NO. CHANGE D:NEWLY PROVIDED E:PART NO.DELETION K:REQUIRED NO. CORRECTION L:APPLICATION SERIAL NO. CORRECTION
T:APPLICATION CORRECTION Z:REMARKS CHANGE



PARTS CATALOGUE NEWS

Honda Motor Co., Ltd. Service Division

PARTS CATALOGUE - CORRECTED

Printed in Japan

February 05, 2006

CODE NO.	BOOKLET TYPE	13Z1T0E2
	MICRO-FICHE	13Z1T0EB/FB
PARTS CATALOGUE TITLE	GX160H1	
NEWS NO.	002	

Block No.	Ref. No.	Note	Part No.	Description	Reqd. QTY	Serial No.	Parts catalogue code
					GX 160 H1		
E-14-1	3		16013-ZE0-005	FLOAT SET (CARBURETOR NO.)	1	-----	VSK
			A	16013-Z0S-B01 (CARBURETOR NO.)	1	----- BE65B B	QMK3, QMK4, QX, QXU, QX2, SH, SMK4, SX, SXE, SXJ1, VVK3, VVK4
				16013-Z0S-B01 (CARBURETOR NO.)	1	BE65T A	QMK3, QMK4, QX, QXU, QX2, SH, SMK4, SX, SXE, SXJ1, VVK3, VVK4
E-14-2	3		16013-ZE0-005	FLOAT SET (CARBURETOR NO.)	1	----- BE67A B	VSK3, VSK4, VS3, VXH, VXJ1
			A	16013-Z0S-B01 (CARBURETOR NO.)	1	BE67M A	VSK3, VSK4, VS3, VXH, VXJ1
				16013-Z0S-B01 (CARBURETOR NO.)	1	-----	VSK3, VSK4, VS3, VXH, VXJ1

NOTE A: PART NO. CHANGE D: NEWLY PROVIDED E: PART NO. DELETION K: REQUIRED NO. CORRECTION L: APPLICATION SERIAL NO. CORRECTION
T: APPLICATION CORRECTION Z: REMARKS CHANGE



PARTS CATALOGUE NEWS

Honda Motor Co., Ltd. Service Division

PARTS CATALOGUE - CORRECTED

Printed in Japan

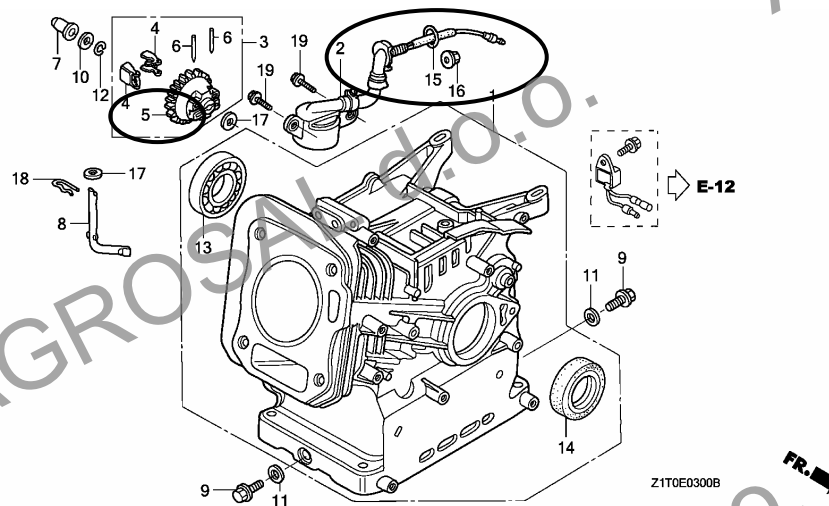
February 13, 2006

CODE NO.	BOOKLET TYPE	13Z1T0E2
	MICRO-FICHE	13Z1T0EB/FB
PARTS CATALOGUE TITLE	GX160H1	
NEWS NO.	003	

Block No.	Ref. No.	Note	Part No.	Description	Reqd. QTY	Serial No.	Parts catalogue code
					GX 160 H1		

E-3 CYLINDER BARREL

Ref. No.	(Relative ref. Number) Service item	F. R. T.
5	1161A7 HOLDER, GOVERNOR WEIGHT 1.0



NOTE A:PART NO. CHANGE D:NEWLY PROVIDED E:PART NO. DELETION K:REQUIRED NO. CORRECTION L:APPLICATION SERIAL NO. CORRECTION
T:APPLICATION CORRECTION Z:REMARKS CHANGE

PARTS CATALOGUE NEWS

BOOKNo. : 13Z1TOE2

Block No.	Ref. No.	Note	Part No.	Description	Reqd. QTY	Serial No.	Parts catalogue code
	5	D	16512-ZE1-000	HOLDER, GOVERNOR WEIGHT	GX 160 H1 1	-----	LD, LDT, QD, QDJ1, QMK3, QMK4, QX, QXU, QX2, PD, SD, SH, SMK4, SX, SXE, SXJ1, VXH, VXJ1, WMB0

NOTE A:PART NO. CHANGE D:NEWLY PROVIDED E:PART NO.DELETION K:REQUIRED NO. CORRECTION L:APPLICATION SERIAL NO. CORRECTION
T:APPLICATION CORRECTION Z:REMARKS CHANGE



PARTS CATALOGUE NEWS

Honda Motor Co., Ltd. Service Division

Printed in Japan

August 31, 2006

CODE NO.	BOOKLET TYPE	13Z1T0E2
	MICRO- FICHE	13Z1T0EB/FB
PARTS CATALOGUE NEWS	GX160H1	
NEWS NO.	004	

GX160H1-VSP TYPE sales information

NOTE: This Parts Catalogue News explains only the parts of the different model that are produced to conform to addition of the GX160H1-VSP type.

As for the parts not listed on this Parts Catalogue News, use the parts of the GX160H1-VXK4 type.

• Models, parts catalogue codes and applicable serial numbers

Model	Type		Parts catalogue type	Applicable engine serial No.	Applicable carburetor identification No.
GX160H1	VXK4	Base type	VXK4	GCAAH-1000001~	BE65B B
	VSP	Additional type	VSP		BE65T A

• Features of each type

		Base type	Additional type
Specifications			
	Model	GX160H1	
	Type	VXK4	VSP
Crankshaft	20mm Ø Spline		
	19mm Ø Straight		
	20mm Ø Straight		
	3/16" Tapered	●	●
	M18 Stepped thread		
Starter motor			
Oil alert		●	●
Engine stop switch		●	●
Fuel tank		●	●
Reduction			
Muffler cover			

PARTS CATALOGUE NEWS

BOOKNo. : 13Z1TOE2

Block No.	Ref. No.	Part No.	Description	Reqd. QTY		Base Part No.	Parts catalogue code
				GX 160 HI			
E-2	3	12210-Z1T-010	HEAD COMP., CYLINDER	1		12210-Z1T-000	
E-8	1	13010-Z1T-801	RING SET, PISTON (STD.) (RIKEN)	1		13010-Z1T-003	
		13011-Z1T-801	RING SET, PISTON (0.25) (RIKEN)	(1)		13011-Z1T-003	
		13012-Z1T-801	RING SET, PISTON (0.50) (RIKEN)	(1)		13012-Z1T-003	
		13013-Z1T-801	RING SET, PISTON (0.75) (RIKEN)	(1)		13013-Z1T-003	
E-11	2	28410-ZH8-003YA	CASE COMP., RECOIL STARTER *R280*..... POWER RED	1		28410-ZH8-003ZB	
	13	28400-ZH8-023YA	STARTER ASSY., RECOIL *R280*..... POWER RED	1		28400-ZH8-023ZB	
E-12	2	19610-ZE1-000ZP	COVER COMP., FAN *R280*..... POWER RED	1		19610-ZE1-000ZC	
E-14-1	9	16100-Z1T-W51	CARBURETOR ASSY. (BEST A)	1		16100-ZH8-W51	
E-17	3	17510-ZE1-020ZA	TANK COMP., FUEL *NH31*..... MCKINLEY WHITE	1		17510-ZE1-020ZF	
E-19	11	30500-Z1T-013	COIL ASSY., IGNITION	1		30500-Z1T-003	
E-22	2		CONTROL ASSY.	0		16500-ZK8-020	
	7		LEVER, CONTROL	0		16571-ZH8-020	
	8		SPRING, LEVER	0		16574-ZE1-000	
	9		WASHER, CONTROL LEVER	0		16575-ZH8-000	
	11		SPACER, CONTROL LEVER	0		16578-ZE1-000	
	12		BASE COMP., CONTROL (###)	0		16580-ZH8-030	
	13		SPRING, CONTROL ADJUSTING	0		16584-883-300	
	19		NUT, SELF-LOCK, 6MM	0		90114-SA0-000	
	21		SCREW, PAN, 5X32	0		93500-05032-0H	
	23	16570-ZB2-000	CONTROL ASSY.	1			
	24	16584-883-300	SPRING, CONTROL ADJUSTING	1			

PARTS CATALOGUE NEWS

BOOKNo. : 13Z1TOE2

Block No.	Ref. No.	Part No.	Description	Reqd. QTY		Base Part No.	Parts catalogue code
				GX 160 HI			
	25	93500-05035-0A	SCREW, PAN, 5X35	1			
E-28	7		MARK, THROTTLE INDICATION	0		87532-ZH8-W40	
	13	87114-ZH7-840	LABEL, WARNING (NOT CERTIFIED FOR SALE)	1			



PARTS CATALOGUE NEWS

Honda Motor Co., Ltd. Service Division

PARTS CATALOGUE - CORRECTED

Printed in Japan

CODE NO.	BOOKLET TYPE	13Z1T0E2
	MICRO-FICHE	13Z1T0EB/FB
PARTS CATALOGUE NEWS	GX160H1	
NEWS NO.	005	

Block No.	Ref. No.	Note	Part No.	Description	Reqd. QTY		Serial No.	Parts catalogue code	
						GX160H1			
E-14-1	9	L	16100-ZH8-W51	CARBURETOR ASSY. (BE65B B/C) .	1		1492369	QMK3, QMK4, QX, QXU, QX2, SH, SMK4, SX, SXE, SXJ1, VVK3, VVK4	
			T	16100-Z1T-W51	CARBURETOR ASSY. (BE65T A) ...	1			VSP
						1	1492370		QMK3, QMK4, QX, QXU, QX2, SH, SMK4, SX, SXE, SXJ1, VVK3, VVK4
E-14-2	9	A	16100-ZH8-E81	CARBURETOR ASSY. (BE67A B) ...	1		1528575	VSK3, VSK4, VS3, VXH, VXJ1	
				16100-Z1T-E81	CARBURETOR ASSY. (BE67M A) ...	1	1528576		VSK3, VSK4, VS3, VXH, VXJ1
E-28	3	A	87521-ZH8-030	EMBLEM (GX160 5.5)	1			QXU, QX2	
						1	1548651		LD, LDT, QD, QDJ1, QMK3, QMK4, QX, RD, SD, SH, SMK4, SX, SXE, SXJ1, VSK3, VSK4, VSP, VSX, VXH, VXJ1, VVK3, VVK4, WMBO
				87521-ZH8-040	EMBLEM (GX160)	1	1548652		LD, LDT, QD, QDJ1, QMK3, QMK4, QX, RD, SD, SH, SMK4, SX, SXE, SXJ1, VSK3, VSK4, VSP, VSX, VXH, VXJ1, VVK3, VVK4, WMBO

NOTE A:PART NO. CHANGE D:NEWLY PROVIDED E:PART NO.DELETION K:REQUIRED NO. CORRECTION L:APPLICATION SERIAL NO. CORRECTION
T:APPLICATION CORRECTION Z:REMARKS CHANGE



PARTS CATALOGUE NEWS

Honda Motor Co., Ltd. Service Division

PARTS CATALOGUE - CORRECTED

Printed in Japan

CODE NO.	BOOKLET TYPE	13Z1T0E2
	MICRO-FICHE	13Z1T0EB/FB
PARTS CATALOGUE NEWS	GX160H1	
NEWS NO.	006	

Block No.	Ref. No.	Note	Part No.	Description	Reqd. QTY		Serial No.	Parts catalogue code
						GX 160 H1		
E-8	1	L	13010-Z1T-003	RING SET, PISTON (STD.) (RIKEN)	1		1401859	LD, LDT, QD, QDJ1, QMK3, QMK4, QX, QXU, QX2, RD, SD, SH, SMK4, SX, SXE SXJ1, VSK3, VSK4, VSX, VS3, VXH, VXJ1, VVK3, VVK4, WMBO
		L	13011-Z1T-003	RING SET, PISTON (0.25) (RIKEN)	(1)		1401859	LD, LDT, QD, QDJ1, QMK3, QMK4, QX, QXU, QX2, RD, SD, SH, SMK4, SX, SXE SXJ1, VSK3, VSK4, VSX, VS3, VXH, VXJ1, VVK3, VVK4, WMBO
		L	13012-Z1T-003	RING SET, PISTON (0.50) (RIKEN)	(1)		1401859	LD, LDT, QD, QDJ1, QMK3, QMK4, QX, QXU, QX2, RD, SD, SH, SMK4, SX, SXE SXJ1, VSK3, VSK4, VSX, VS3, VXH, VXJ1, VVK3, VVK4, WMBO
		L	13013-Z1T-003	RING SET, PISTON (0.75) (RIKEN)	(1)		1401859	LD, LDT, QD, QDJ1, QMK3, QMK4, QX, QXU, QX2, RD, SD, SH, SMK4, SX, SXE SXJ1, VSK3, VSK4, VSX, VS3, VXH, VXJ1, VVK3, VVK4, WMBO
		T	13010-Z1T-801	RING SET, PISTON (STD.) (RIKEN)	1			VSP
					1		1401860	LD, LDT, QD, QDJ1, QMK3, QMK4, QX, QXU, QX2, RD, SD, SH, SMK4, SX, SXE SXJ1, VSK3, VSK4, VSX, VS3, VXH, VXJ1, VVK3, VVK4, WMBO
		T	13011-Z1T-801	RING SET, PISTON (0.25) (RIKEN)	(1)			VSP
					(1)		1401860	LD, LDT, QD, QDJ1, QMK3, QMK4, QX, QXU, QX2, RD, SD, SH, SMK4, SX, SXE SXJ1, VSK3, VSK4, VSX, VS3, VXH, VXJ1, VVK3, VVK4, WMBO
		T	13012-Z1T-801	RING SET, PISTON (0.50) (RIKEN)	(1)			VSP
					(1)		1401860	LD, LDT, QD, QDJ1, QMK3, QMK4, QX, QXU, QX2, RD, SD, SH, SMK4, SX, SXE SXJ1, VSK3, VSK4, VSX, VS3, VXH, VXJ1, VVK3, VVK4, WMBO

NOTE A:PART NO. CHANGE D:NEWLY PROVIDED E:PART NO.DELETION K:REQUIRED NO. CORRECTION L:APPLICATION SERIAL NO. CORRECTION
T:APPLICATION CORRECTION Z:REMARKS CHANGE

PARTS CATALOGUE NEWS

BOOKNo. : 13Z1TOE2

Block No.	Ref. No.	Note	Part No.	Description	Reqd. QTY		Serial No.	Parts catalogue code
					GX 160 H1			
		T	13013-Z1T-801	RING SET, PISTON (0.75) (RIKEN)	(1)		-----	VSP
					(1)	1401860	-----	LD, LDT, QD, QDJ1, QMK3, QMK4, QX, QXU, QX2, RD, SD, SH, SMK4, SX, SXE, SXJ1, VSK3, VSK4, VSX, VS3, VXH, VXJ1, VVK3, VVK4, WMBO
E-11	1	T	28400-ZH8-013YA	STARTER ASSY., RECOIL *R280*..... POWER RED	1	-----	1048007	LD, QD, QX, QXU, QX2, RD, SD, SH, SX, SXE, VSX, WMBO
		E	28400-ZH8-013ZA	*PARTS NO. DELETION				
		L	28400-ZH8-013ZB	*NH1*..... BLACK	1	-----	1056095	QX, QX2
	2	T	28410-ZH8-003YA	CASE COMP., RECOIL STARTER *R280*..... POWER RED	1	-----	-----	LD, LDT, QD, QDJ1, QX, QXU, QX2, RD, SD, SH, SX, SXE, SXJ1, VSP, VSX, VXH, VXJ1, WMBO
					1	1548985	-----	VSK4
		E	28410-ZH8-003ZA	*PARTS NO. DELETION				
	3	L	28420-ZH8-013	REEL, RECOIL STARTER (NATURAL)	1	-----	1048007	LD, QD, QX, QXU, QX2, RD, SD, SH, SX, SXE, VSX, WMBO
		T	28421-ZH8-801	REEL, RECOIL STARTER	1	-----	-----	LDT, QDJ1, QMK3, QMK4, SMK4, SXJ1, VSK3, VSK4, VSP, VXH, VXJ1, VVK3, VVK4
					1	1048008	-----	LD, QD, QX, QXU, QX2, RD, SD, SH, SX, SXE, VSX, WMBO
	4	L	28422-ZH8-013	RATCHET, STARTER	2	-----	1048007	LD, QD, QX, QXU, QX2, RD, SD, SH, SX, SXE, VSX, WMBO
	5	L	28433-ZH8-003	GUIDE, RATCHET	1	-----	1048007	LD, QD, QX, QXU, QX2, RD, SD, SH, SX, SXE, VSX, WMBO
	6	L	28441-ZH8-003	SPRING, FRICTION	1	-----	1048007	LD, QD, QX, QXU, QX2, RD, SD, SH, SX, SXE, VSX, WMBO
	8	L	28443-ZH8-003	SPRING, RETURN	2	-----	1048007	LD, QD, QX, QXU, QX2, RD, SD, SH, SX, SXE, VSX, WMBO
	11	L	90003-ZH8-003	SCREW, SETTING	1	-----	1048007	LD, QD, QX, QXU, QX2, RD, SD, SH, SX, SXE, VSX, WMBO
	13	T	28400-ZH8-023YA	STARTER ASSY., RECOIL *R280*..... POWER RED	1	-----	-----	LDT, QDJ1, SXJ1, VSP, VXH, VXJ1
					1	1048008	-----	LD, QD, QX, QXU, QX2, RD, SD, SH, SX, SXE, VSX, WMBO
					1	1548985	-----	VSK4
		T	28400-ZH8-023ZB	*NH1*..... BLACK	1	-----	-----	QMK3, QMK4, SMK4, VSK3, VSK4, VVK3, VVK4
					1	1056096	-----	QX, QX2

NOTE A:PART NO. CHANGE D:NEWLY PROVIDED E:PART NO.DELETION K:REQUIRED NO. CORRECTION L:APPLICATION SERIAL NO. CORRECTION
T:APPLICATION CORRECTION Z:REMARKS CHANGE

PARTS CATALOGUE NEWS

BOOKNo. : 13Z1TOE2

Block No.	Ref. No.	Note	Part No.	Description	Reqd. QTY		Serial No.	Parts catalogue code
					GX 160 H1			
	14	T	28422-ZH8-801	RATCHET, STARTER	2		-----	LDT, QDJ1, QMK3, QMK4, SMK4, SXJ1, VSK3, VSK4, VSP, VXH, VXJ1, VVK3 VVK4
					2		1048008	LD, QD, QX, QXU, QX2, RD, SD, SH, SX, SXE, VSX, WMBO
	15	T	28431-ZH8-801	PLATE, FRICTION	1		-----	LDT, QDJ1, QMK3, QMK4, SMK4, SXJ1, VSK3, VSK4, VSP, VXH, VXJ1, VVK3 VVK4
					1		1048008	LD, QD, QX, QXU, QX2, RD, SD, SH, SX, SXE, VSX, WMBO
	16	T	28433-ZH8-801	GUIDE, RATCHET	1		-----	LDT, QDJ1, QMK3, QMK4, SMK4, SXJ1, VSK3, VSK4, VSP, VXH, VXJ1, VVK3 VVK4
					1		1048008	LD, QD, QX, QXU, QX2, RD, SD, SH, SX, SXE, VSX, WMBO
	17	T	28441-ZH8-801	SPRING, FRICTION	1		-----	LDT, QDJ1, QMK3, QMK4, SMK4, SXJ1, VSK3, VSK4, VSP, VXH, VXJ1, VVK3 VVK4
					1		1048008	LD, QD, QX, QXU, QX2, RD, SD, SH, SX, SXE, VSX, WMBO
	18	T	28443-ZH8-801	SPRING, RETURN	2		-----	LDT, QDJ1, QMK3, QMK4, SMK4, SXJ1, VSK3, VSK4, VSP, VXH, VXJ1, VVK3 VVK4
					2		1048008	LD, QD, QX, QXU, QX2, RD, SD, SH, SX, SXE, VSX, WMBO
	19	T	90003-ZH8-801	SCREW, SETTING	1		-----	LDT, QDJ1, QMK3, QMK4, SMK4, SXJ1, VSK3, VSK4, VSP, VXH, VXJ1, VVK3 VVK4
					1		1048008	LD, QD, QX, QXU, QX2, RD, SD, SH, SX, SXE, VSX, WMBO
E-12	2	D	19610-ZE1-810ZG	COVER COMP., FAN (OIL ALERT) *R280*	1		1548985	VSK4
	9	L	36100-ZH7-003	SWITCH ASSY., ENGINE STOP	1		1412768	QX, SX, SXJ1, VSX, VVK3
		T	36100-ZF6-P81	1		-----	LDT, QXU, QX2, VSP, VXJ1, VVK4
					1		1412769	QX, SX, SXJ1, VSX, VVK3
E-14	9		16100-ZH8-W71	CARBURETOR ASSY. (BE66E B)	1		1203759	LD, LDT, QD, QDJ1, RD, SD, WMBO
		A	16100-Z1T-W71	CARBURETOR ASSY. (BE66K A)	1		1203760	LD, LDT, QD, QDJ1, RD, SD, WMBO
E-14-1	9	L	16100-ZH8-W51	CARBURETOR ASSY. (BE65B B/C)	1		1417731	QMK3, QMK4, QX, QXU, QX2, SH, SMK4, SX, SXE, SXJ1, VVK3, VVK4
		L	16100-Z1T-W51	CARBURETOR ASSY. (BE65T A)	1		-----	VSP
					1		1417732	QMK3, QMK4, QX, QXU, QX2, SH, SMK4, SX, SXE, SXJ1, VVK3, VVK4

NOTE A:PART NO. CHANGE D:NEWLY PROVIDED E:PART NO.DELETION K:REQUIRED NO. CORRECTION L:APPLICATION SERIAL NO. CORRECTION
T:APPLICATION CORRECTION Z:REMARKS CHANGE

PARTS CATALOGUE NEWS

BOOKNo. : 13Z1TOE2

Block No.	Ref. No.	Note	Part No.	Description	Reqd. QTY		Serial No.	Parts catalogue code	
					GX 160 H1				
E-14-2	9	L	16100-ZH8-E81	CARBURETOR ASSY. (BE67A B) ...	1		----- 1463633	VSK3, VSK4, VS3, VXH, VXJ1	
		L	16100-Z1T-E81	CARBURETOR ASSY. (BE67M A) ...	1		1463634 -----	VSK3, VSK4, VS3, VXH, VXJ1	
E-15-2	6		17252-ZB2-000	SEAL, AIR CLEANER	1		----- 1548984	VSK3, VSK4, VS3, VXH, VXJ1	
		A	17252-Z1T-000	1		1548985 -----	VSK3, VSK4, VS3, VXH, VXJ1	
E-16-1	5		18330-ZB2-000	PIPE COMP., EX.	1		----- 1548984	VSK3, VSK4, VS3	
		A	18330-Z1T-T20	1		1548985 -----	VSK3, VSK4, VS3	
E-17	3		17510-ZE1-020ZA	TANK COMP., FUEL	1		-----	QXU, QX2	
		NH31..... MCKINLEY WHITE		1		-----	1582838	LD, LDT, QD, QDJ1, QX, RD, SD, SH, SX, SXE, SXJ1, VSP, VSX, WMBO	
			17510-ZE1-020ZF	*NH1*..... BLACK	1		-----	QX2	
					1		-----	1582838	QMK3, QMK4, QX, SMK4, VVK3, VVK4
		A	17510-ZE1-030ZA	*NH31*..... MCKINLEY WHITE	1		-----	1582839	LD, LDT, QD, QDJ1, QX, RD, SD, SH, SX, SXE, SXJ1, VSP, VSX, WMBO
		A	17510-ZE1-030ZF	*NH1*..... BLACK	1		-----	1582839	QMK3, QMK4, QX, SMK4, VVK3, VVK4
E-19	4	L	28451-ZH8-003	PULLEY, STARTER	1		----- 1048007	LD, QD, QX, QXU, QX2, RD, SD, SH, SX, SXE, VSX, WMBO	
		11	L	30500-Z1T-003	COIL ASSY., IGNITION	1		-----	QXU, QX2
					1		-----	1478099	LD, LDT, QD, QDJ1, QMK3, QMK4, QX, RD, SD, SH, SMK4, SX, SXE, SXJ1, VSK3, VSK4, VSX, VS3, VXH, VXJ1, VVK3, VVK4, WMBO
		T	30500-Z1T-013	1		-----	VSP	
					1		-----	1478100	LD, LDT, QD, QDJ1, QMK3, QMK4, QX, RD, SD, SH, SMK4, SX, SXE, SXJ1, VSK3, VSK4, VSX, VS3, VXH, VXJ1, VVK3, VVK4, WMBO
	18	L	28451-ZH8-801	PULLEY, STARTER	1		----- 1056368	LDT, QDJ1, QMK4, SMK4, SXJ1, VSK3, VSK4, VXH, VXJ1, VVK3, VVK4	
				1		----- 1048008	1056368	LD, QD, QX, QXU, QX2, RD, SD, SH, SX, SXE, VSX, WMBO	
E-23	11	E	35111-880-003	*PARTS NO. DELETION					
		D	35111-880-013	KEY COMP.	2		-----	SXE	
E-26	1	L	11500-ZE1-611	COVER ASSY., CHAIN CASE	1		----- 1039347	LD	
		T	11500-Z1T-610	1		-----	LDT	

NOTE A:PART NO. CHANGE D:NEWLY PROVIDED E:PART NO.DELETION K:REQUIRED NO. CORRECTION L:APPLICATION SERIAL NO. CORRECTION
T:APPLICATION CORRECTION Z:REMARKS CHANGE

PARTS CATALOGUE NEWS

BOOKNo. : 13Z1TOE2

Block No.	Ref. No.	Note	Part No.	Description	Reqd. QTY		Serial No.	Parts catalogue code
					GX 160 H1			
					1		1039348	LD
	11	L	91201-Z0T-801	OIL SEAL, 25X41X6	1		1039347	LD
		T	91202-Z1T-003	1			LDT
					1		1039348	LD
E-28	1	L	87135-ZE2-020	LABEL, E-SPEC (15. 5X27. 5)	1			LD, LDT, QD, QDJ1, QX, QXU, SD, SH, SX, SXJ1, VSX, VVK3
					1		1082052	RD, SXE, WMBO
	6	L	87528-733-E90	MARK, CHOKE (H=36)	1		1082052	WMBO
		T	87528-733-E91	MARK, CHOKE (H=34)	1		1576693	QMK4, SMK4, VSP, VVK4
					1		1082053	1576693 WMBO
		A	87528-ZH7-000	MARK, CHOKE (GRAY)	1		1576694	QMK4, SMK4, VSP, VVK4, WMBO
	13	T	87114-ZH7-000	LABEL, WARNING (NOT CERTIFIED FOR SALE)	1			QMK3
					1		1181095	LD, LDT, QD, QDJ1, QX, RD, SD, SH, SX, SXE, SXJ1, VSK3, VSX, VS3, VXH VXJ1, VVK3
		T	87114-ZH7-840	1			VSP
					1		1522601	VSK4
E-40-1	3		18310-ZB3-C00	MUFFLER COMP.	1		1548984	VSK3, VSK4
		A	18310-Z1T-T20	1		1548985	VSK3, VSK4

NOTE A:PART NO. CHANGE D:NEWLY PROVIDED E:PART NO.DELETION K:REQUIRED NO. CORRECTION L:APPLICATION SERIAL NO. CORRECTION
T:APPLICATION CORRECTION Z:REMARKS CHANGE

June 17, 2007



PARTS CATALOGUE NEWS

Honda Motor Co., Ltd. Service Division

PARTS CATALOGUE - CORRECTED

Printed in Japan

CODE NO.	BOOKLET TYPE	13Z1T0E2
	MICRO-FICHE	13Z1T0EB/FB
PARTS CATALOGUE NEWS	GX160H1	
NEWS NO.	007	

Block No.	Ref. No.	Note	Part No.	Description	Reqd. QTY	Serial No.	Parts catalogue code
					GX 160 H1		
E-2	14		95723-08060-00	BOLT, FLANGE, 8X60	4	-----	QXU, QX2
					4	----- 1615780	LD, LDT, QD, QDJ1, QMK3, QMK4, QX, RD, SD, SH, SMK4, SX, SXE, SXJ1 VSK3, VSK4, VSP, VSX, VS3, VXH, VXJ1, VVK3, VVK4, WMBO
		A	95701-08060-00	4	1615781 -----	LD, LDT, QD, QDJ1, QMK3, QMK4, QX, RD, SD, SH, SMK4, SX, SXE, SXJ1 VSK3, VSK4, VSP, VSX, VS3, VXH, VXJ1, VVK3, VVK4, WMBO

NOTE A:PART NO. CHANGE D:NEWLY PROVIDED E:PART NO.DELETION K:REQUIRED NO. CORRECTION L:APPLICATION SERIAL NO. CORRECTION
T:APPLICATION CORRECTION Z:REMARKS CHANGE

August 12, 2007



PARTS CATALOGUE NEWS

Honda Motor Co., Ltd. Service Division

PARTS CATALOGUE - CORRECTED

Printed in Japan

CODE NO.	BOOKLET TYPE	13Z1T0E2
	MICRO-FICHE	13Z1T0EB/FB
PARTS CATALOGUE NEWS	GX160H1	
NEWS NO.	008	

Block No.	Ref. No.	Note	Part No.	Description	Reqd. QTY		Serial No.	Parts catalogue code	
					GX 160 H1				
E-2	3	L	12210-Z1T-000	HEAD COMP. CYLINDER	1	-----	1639414	LD, LDT, QD, QDJ1, QMK4, QX, QXU, QX2, RD, SD, SH, SMK4, SX, SXE, SXJ1 VSK3, VSK4, VSX, VS3, VXH, VXJ1, VXX3, VXX4, WMBO	
			T	12210-Z1T-010	1	-----	-----	QMK3, VSP
						1	1639415	-----	LD, LDT, QD, QDJ1, QMK4, QX, QXU, QX2, RD, SD, SH, SMK4, SX, SXE, SXJ1 VSK3, VSK4, VSX, VS3, VXH, VXJ1, VXX3, VXX4, WMBO
E-8	1	L	13010-ZL0-003	RING SET, PISTON (STD.) (TEIKOKU)	1	-----	-----	QXU, QX2	
					1	-----	1639414	LD, LDT, QD, QDJ1, QMK3, QMK4, QX, RD, SD, SH, SMK4, SX, SXE, SXJ1 VSK3, VSK4, VSP, VSX, VS3, VXH, VXJ1, VXX3, VXX4, WMBO	
					1	-----	-----	QXU, QX2	
					1	-----	1639414	-----	LD, LDT, QD, QDJ1, QMK3, QMK4, QX, RD, SD, SH, SMK4, SX, SXE, SXJ1 VSK3, VSK4, VSP, VSX, VS3, VXH, VXJ1, VXX3, VXX4, WMBO
					13011-ZL0-003	RING SET, PISTON (0.25) (TEIKOKU)	(1)	-----	-----
				(1)	-----	1639414	LD, LDT, QD, QDJ1, QMK3, QMK4, QX, RD, SD, SH, SMK4, SX, SXE, SXJ1 VSK3, VSK4, VSP, VSX, VS3, VXH, VXJ1, VXX3, VXX4, WMBO		

NOTE A:PART NO. CHANGE D:NEWLY PROVIDED E:PART NO.DELETION K:REQUIRED NO. CORRECTION L:APPLICATION SERIAL NO. CORRECTION
T:APPLICATION CORRECTION Z:REMARKS CHANGE

PARTS CATALOGUE NEWS

BOOKNo. : 13Z1TOE2

Block No.	Ref. No.	Note	Part No.	Description	Reqd. QTY		Serial No.	Parts catalogue code
					GX 160 H1			
		L	13011-ZL0-004	RING SET, PISTON (0.25) (NIPPON)	(1)	-----	-----	QXU, QX2
					(1)	-----	1639414	LD, LDT, QD, QDJ1, QMK3, QMK4, QX, RD, SD, SH, SMK4, SX, SXE, SXJ1 VSK3, VSK4, VSP, VSX, VS3, VXH, VXJ1, VVK3, VVK4, WMBO
			13012-ZL0-003	RING SET, PISTON (0.50) (TEIKOKU)	(1)	-----	-----	QXU, QX2
					(1)	-----	1639414	LD, LDT, QD, QDJ1, QMK3, QMK4, QX, RD, SD, SH, SMK4, SX, SXE, SXJ1 VSK3, VSK4, VSP, VSX, VS3, VXH, VXJ1, VVK3, VVK4, WMBO
		L	13012-ZL0-004	RING SET, PISTON (0.50) (NIPPON)	(1)	-----	-----	QXU, QX2
					(1)	-----	1639414	LD, LDT, QD, QDJ1, QMK3, QMK4, QX, RD, SD, SH, SMK4, SX, SXE, SXJ1 VSK3, VSK4, VSP, VSX, VS3, VXH, VXJ1, VVK3, VVK4, WMBO
			13013-ZL0-003	RING SET, PISTON (0.75) (TEIKOKU)	(1)	-----	-----	QXU, QX2
					(1)	-----	1639414	LD, LDT, QD, QDJ1, QMK3, QMK4, QX, RD, SD, SH, SMK4, SX, SXE, SXJ1 VSK3, VSK4, VSP, VSX, VS3, VXH, VXJ1, VVK3, VVK4, WMBO
		L	13013-ZL0-004	RING SET, PISTON (0.75) (NIPPON)	(1)	-----	-----	QXU, QX2
					(1)	-----	1639414	LD, LDT, QD, QDJ1, QMK3, QMK4, QX, RD, SD, SH, SMK4, SX, SXE, SXJ1 VSK3, VSK4, VSP, VSX, VS3, VXH, VXJ1, VVK3, VVK4, WMBO
			13010-Z1T-801	RING SET, PISTON (STD.) (RIKEN)	1	-----	1639414	VSP
					1	1401860	-----	QXU, QX2
					1	1401860	1639414	LD, LDT, QD, QDJ1, QMK3, QMK4, QX, RD, SD, SH, SMK4, SX, SXE, SXJ1 VSK3, VSK4, VSP, VSX, VS3, VXH, VXJ1, VVK3, VVK4, WMBO
		A	13010-Z4K-004	RING SET, PISTON (STD.) (TEIKOKU)	1	1639415	-----	LD, LDT, QD, QDJ1, QMK3, QMK4, QX, RD, SD, SH, SMK4, SX, SXE, SXJ1 VSK3, VSK4, VSP, VSX, VS3, VXH, VXJ1, VVK3, VVK4, WMBO
			13011-Z1T-801	RING SET, PISTON (0.25) (RIKEN)	(1)	-----	1639414	VSP
					(1)	1401860	-----	QXU, QX2
					(1)	1401860	1639414	LD, LDT, QD, QDJ1, QMK3, QMK4, QX, RD, SD, SH, SMK4, SX, SXE, SXJ1 VSK3, VSK4, VSP, VSX, VS3, VXH, VXJ1, VVK3, VVK4, WMBO

NOTE A:PART NO. CHANGE D:NEWLY PROVIDED E:PART NO.DELETION K:REQUIRED NO. CORRECTION L:APPLICATION SERIAL NO. CORRECTION
T:APPLICATION CORRECTION Z:REMARKS CHANGE

PARTS CATALOGUE NEWS

BOOKNo. : 13Z1TOE2

Block No.	Ref. No.	Note	Part No.	Description	Reqd. QTY		Serial No.	Parts catalogue code
					GX 160 H1			
		A	13011-Z4K-004	RING SET, PISTON (0.25) (TEIKOKU)	(1)		1639415 -----	LD, LDT, QD, QDJ1, QMK3, QMK4, QX, RD, SD, SH, SMK4, SX, SXE, SXJ1 VSK3, VSK4, VSP, VSX, VS3, VXH, VXJ1, VXX3, VXX4, WMBO
			13012-Z1T-801	RING SET, PISTON (0.50) (RIKEN)	(1)		----- 1639414	VSP
					(1)		1401860 -----	QXU, QX2
					(1)		1401860 1639414	LD, LDT, QD, QDJ1, QMK3, QMK4, QX, RD, SD, SH, SMK4, SX, SXE, SXJ1 VSK3, VSK4, VSX, VS3, VXH, VXJ1, VXX3, VXX4, WMBO
		A	13012-Z4K-004	RING SET, PISTON (0.50) (TEIKOKU)	(1)		1639415 -----	LD, LDT, QD, QDJ1, QMK3, QMK4, QX, RD, SD, SH, SMK4, SX, SXE, SXJ1 VSK3, VSK4, VSP, VSX, VS3, VXH, VXJ1, VXX3, VXX4, WMBO
			13013-Z1T-801	RING SET, PISTON (0.75) (RIKEN)	(1)		----- 1639414	VSP
					(1)		1401860 -----	QXU, QX2
					(1)		1401860 1639414	LD, LDT, QD, QDJ1, QMK3, QMK4, QX, RD, SD, SH, SMK4, SX, SXE, SXJ1 VSK3, VSK4, VSX, VS3, VXH, VXJ1, VXX3, VXX4, WMBO
		A	13013-Z4K-004	RING SET, PISTON (0.75) (TEIKOKU)	(1)		1639415 -----	LD, LDT, QD, QDJ1, QMK3, QMK4, QX, RD, SD, SH, SMK4, SX, SXE, SXJ1 VSK3, VSK4, VSP, VSX, VS3, VXH, VXJ1, VXX3, VXX4, WMBO
		A	13010-Z4P-003	RING SET, PISTON (STD.) (RIKEN)	1		1639415 -----	LD, LDT, QD, QDJ1, QMK3, QMK4, QX, RD, SD, SH, SMK4, SX, SXE, SXJ1 VSK3, VSK4, VSP, VSX, VS3, VXH, VXJ1, VXX3, VXX4, WMBO
		A	13011-Z4P-003	RING SET, PISTON (0.25) (RIKEN)	(1)		1639415 -----	LD, LDT, QD, QDJ1, QMK3, QMK4, QX, RD, SD, SH, SMK4, SX, SXE, SXJ1 VSK3, VSK4, VSP, VSX, VS3, VXH, VXJ1, VXX3, VXX4, WMBO
		A	13012-Z4P-003	RING SET, PISTON (0.50) (RIKEN)	(1)		1639415 -----	LD, LDT, QD, QDJ1, QMK3, QMK4, QX, RD, SD, SH, SMK4, SX, SXE, SXJ1 VSK3, VSK4, VSP, VSX, VS3, VXH, VXJ1, VXX3, VXX4, WMBO
		A	13013-Z4P-003	RING SET, PISTON (0.75) (RIKEN)	(1)		1639415 -----	LD, LDT, QD, QDJ1, QMK3, QMK4, QX, RD, SD, SH, SMK4, SX, SXE, SXJ1 VSK3, VSK4, VSP, VSX, VS3, VXH, VXJ1, VXX3, VXX4, WMBO
		2	13101-Z1T-000	PISTON (STD.) (JIALING-HONDA)	1		----- -----	QXU, QX2
					1		----- 1639414	LD, LDT, QD, QDJ1, QMK3, QMK4, QX, RD, SD, SH, SMK4, SX, SXE, SXJ1 VSK3, VSK4, VSP, VSX, VS3, VXH, VXJ1, VXX3, VXX4, WMBO
			13102-ZH8-010	PISTON (0.25)	(1)		----- -----	QXU, QX2
					(1)		----- 1639414	LD, LDT, QD, QDJ1, QMK3, QMK4, QX, RD, SD, SH, SMK4, SX, SXE, SXJ1 VSK3, VSK4, VSP, VSX, VS3, VXH, VXJ1, VXX3, VXX4, WMBO

NOTE A:PART NO. CHANGE D:NEWLY PROVIDED E:PART NO.DELETION K:REQUIRED NO. CORRECTION L:APPLICATION SERIAL NO. CORRECTION
T:APPLICATION CORRECTION Z:REMARKS CHANGE

PARTS CATALOGUE NEWS

BOOKNo. : 13Z1TOE2

Block No.	Ref. No.	Note	Part No.	Description	Reqd. QTY		Serial No.	Parts catalogue code
					GX 160 H1			
			13103-ZH8-010	PISTON (0.50)	(1)		-----	QXU, QX2
					(1)		-----	1639414 LD, LDT, QD, QDJ1, QMK3, QMK4, QX, RD, SD, SH, SMK4, SX, SXE, SXJ1 VSK3, VSK4, VSP, VSX, VS3, VXH, VXJ1, VVK3, VVK4, WMBO
			13104-ZH8-010	PISTON (0.75)	(1)		-----	QXU, QX2
					(1)		-----	1639414 LD, LDT, QD, QDJ1, QMK3, QMK4, QX, RD, SD, SH, SMK4, SX, SXE, SXJ1 VSK3, VSK4, VSP, VSX, VS3, VXH, VXJ1, VVK3, VVK4, WMBO
	A		13101-ZH8-020	PISTON (STD.)	1		-----	1639415 LD, LDT, QD, QDJ1, QMK3, QMK4, QX, RD, SD, SH, SMK4, SX, SXE, SXJ1 VSK3, VSK4, VSP, VSX, VS3, VXH, VXJ1, VVK3, VVK4, WMBO
	A		13101-Z1T-010	PISTON (STD.) (JIALING-HONDA)	1		-----	1639415 LD, LDT, QD, QDJ1, QMK3, QMK4, QX, RD, SD, SH, SMK4, SX, SXE, SXJ1 VSK3, VSK4, VSP, VSX, VS3, VXH, VXJ1, VVK3, VVK4, WMBO
	A		13102-ZH8-020	PISTON (0.25)	(1)		-----	1639415 LD, LDT, QD, QDJ1, QMK3, QMK4, QX, RD, SD, SH, SMK4, SX, SXE, SXJ1 VSK3, VSK4, VSP, VSX, VS3, VXH, VXJ1, VVK3, VVK4, WMBO
	A		13103-ZH8-020	PISTON (0.50)	(1)		-----	1639415 LD, LDT, QD, QDJ1, QMK3, QMK4, QX, RD, SD, SH, SMK4, SX, SXE, SXJ1 VSK3, VSK4, VSP, VSX, VS3, VXH, VXJ1, VVK3, VVK4, WMBO
	A		13104-ZH8-020	PISTON (0.75)	(1)		-----	1639415 LD, LDT, QD, QDJ1, QMK3, QMK4, QX, RD, SD, SH, SMK4, SX, SXE, SXJ1 VSK3, VSK4, VSP, VSX, VS3, VXH, VXJ1, VVK3, VVK4, WMBO
E-12	2		19610-ZE1-000ZC	COVER COMP., FAN				
				NH1.....BLACK	1		-----	QX2, VS3
					1		-----	1639414 QMK3, QMK4, QX, SMK4, VVK3, VVK4
	A		19610-ZE1-010ZC	*NH1*.....BLACK	1		-----	1639415 QMK3, QMK4, QX, SMK4, VVK3, VVK4

NOTE A:PART NO. CHANGE D:NEWLY PROVIDED E:PART NO.DELETION K:REQUIRED NO. CORRECTION L:APPLICATION SERIAL NO. CORRECTION
T:APPLICATION CORRECTION Z:REMARKS CHANGE



PARTS CATALOGUE NEWS

Honda Motor Co., Ltd. Service Division

PARTS CATALOGUE - CORRECTED

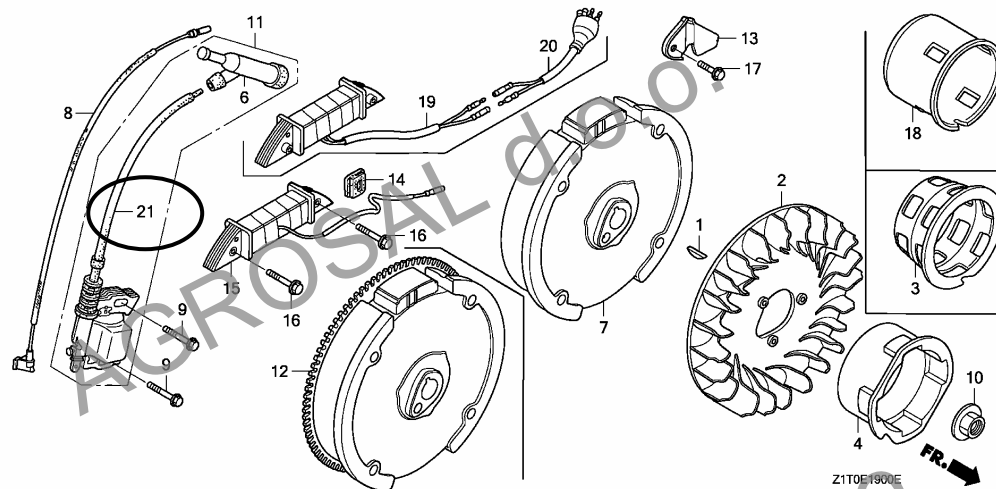
Printed in Japan

CODE NO.	BOOKLET TYPE	13Z1T0E2
	MICRO-FICHE	13Z1T0EB/FB
PARTS CATALOGUE NEWS	GX160H1	
NEWS NO.	009	

Block No.	Ref. No.	Note	Part No.	Description	Reqd. QTY	Serial No.	Parts catalogue code
					GX 160 H1		

E-19 FLYWHEEL/IGNITION COIL

Ref. No.	(Relative ref. Number)	Description	FRT
11	(21)	COIL, IGNITION (ONE)	0.2
6141A5			



NOTE A:PART NO. CHANGE D:NEWLY PROVIDED E:PART NO.DELETION K:REQUIRED NO. CORRECTION L:APPLICATION SERIAL NO. CORRECTION
T:APPLICATION CORRECTION Z:REMARKS CHANGE

PARTS CATALOGUE NEWS

BOOKNo. : 13Z1TOE2

Block No.	Ref. No.	Note	Part No.	Description	Reqd. QTY	Serial No.	Parts catalogue code
E-19	6		30700-Z1T-003	CAP ASSY., NOISE SUPPRESSOR ..	1	-----	LD, LDT, QD, QDJ1, QMK3, QMK4, QX, QXU, QX2, RD, SD, SH, SMK4, SX, SXE, SXJ1, VSK3, VSP, VSX, VS3, VXH, VXJ1, VXK3, VXK4, WMBO
		A	30700-ZF5-013	1	----- 1716432	VSK4
	11	L	30500-Z1T-013	COIL ASSY., IGNITION	1	-----	VSK4
					1	----- 1478100	VSP
					1	----- 1478100	LD, LDT, QD, QDJ1, QMK3, QMK4, QX, RD, SD, SH, SMK4, SX, SXE, SXJ1, VSK3, VSX, VS3, VXH, VXJ1, VXK3, VXK4, WMBO
	21	D	30500-Z1T-T31	COIL ASSY., IGNITION	1	----- 1716433	VSK4

NOTE A:PART NO. CHANGE D:NEWLY PROVIDED E:PART NO.DELETION K:REQUIRED NO. CORRECTION L:APPLICATION SERIAL NO. CORRECTION
 T:APPLICATION CORRECTION Z:REMARKS CHANGE



PARTS CATALOGUE NEWS

Honda Motor Co., Ltd. Service Division

PARTS CATALOGUE - CORRECTED

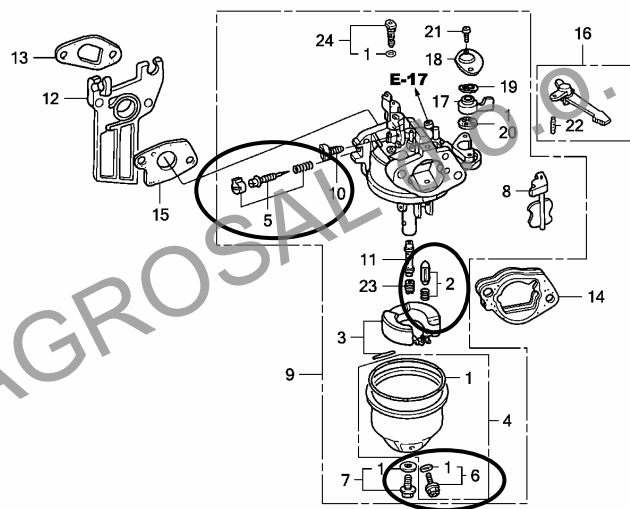
Printed in Japan

November 19, 2007

CODE NO.	BOOKLET TYPE	13Z1T0E2
	MICRO-FICHE	13Z1T0EB/FB
PARTS CATALOGUE NEWS	GX160H1	
NEWS NO.	010	

Block No.	Ref. No.	Note	Part No.	Description	Reqd. QTY	Serial No.	Parts catalogue code
E-14				CARBURETOR (1)	GX 160 H1		

ILLUSTRATION CORRECTED



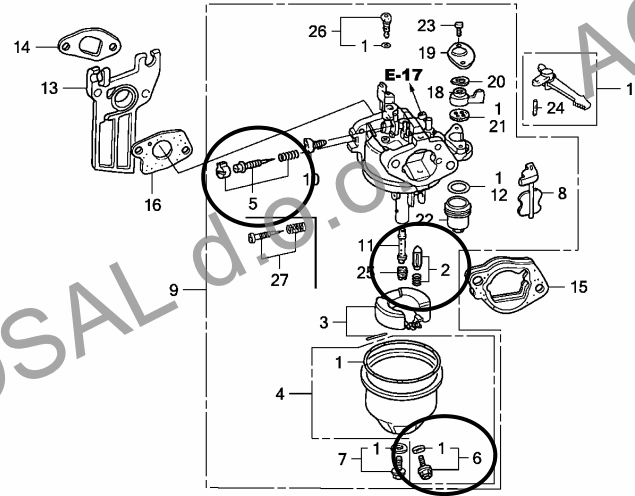
NOTE A: PART NO. CHANGE D: NEWLY PROVIDED E: PART NO. DELETION K: REQUIRED NO. CORRECTION L: APPLICATION SERIAL NO. CORRECTION
T: APPLICATION CORRECTION Z: REMARKS CHANGE

PARTS CATALOGUE NEWS

BOOKNo. : 13Z1TOE2

Block No.	Ref. No.	Note	Part No.	Description	Reqd. QTY GX 160 H1	Serial No.	Parts catalogue code
E-14-1			CARBURETOR (2)				

ILLUSTRATION CORRECTED



Z1T0E14015

NOTE A:PART NO. CHANGE D:NEWLY PROVIDED E:PART NO.DELETION K:REQUIRED NO. CORRECTION L:APPLICATION SERIAL NO. CORRECTION
T:APPLICATION CORRECTION Z:REMARKS CHANGE

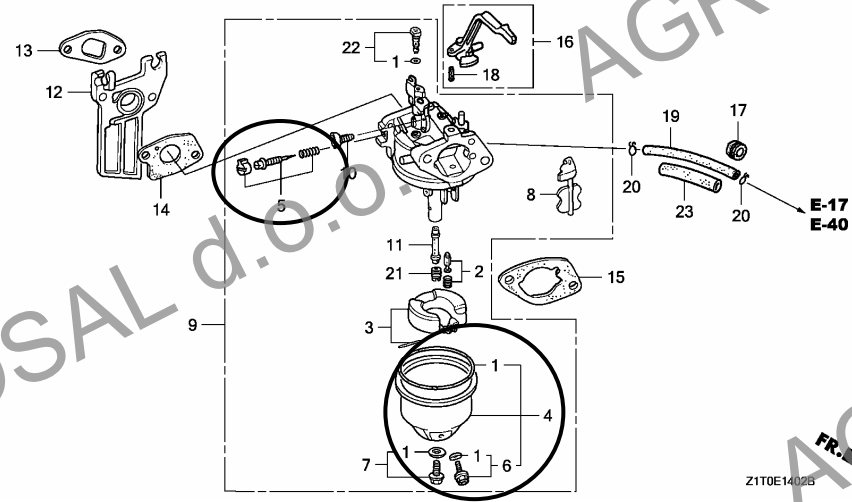
PARTS CATALOGUE NEWS

BOOKNo. : 13Z1T0E2

Block No.	Ref. No.	Note	Part No.	Description	Reqd. QTY GX 160 H1	Serial No.	Parts catalogue code
-----------	----------	------	----------	-------------	------------------------------	------------	----------------------

E-14-2 CARBURETOR (3)

ILLUSTRATION CORRECTED



NOTE A: PART NO. CHANGE D: NEWLY PROVIDED E: PART NO. DELETION K: REQUIRED NO. CORRECTION L: APPLICATION SERIAL NO. CORRECTION
T: APPLICATION CORRECTION Z: REMARKS CHANGE



PARTS CATALOGUE NEWS

Honda Motor Co., Ltd. Service Division

Printed in Japan

November 17, 2007

CODE NO.	BOOKLET TYPE	13Z1T0E2
	MICRO-FICHE	13Z1T0EB/FB
PARTS CATALOGUE NEWS	GX160H1	
NEWS NO.	011	

GX160H1-VDD type sales information

NOTE: This Parts Catalogue News explains only the parts of the different model that are produced to conform to addition of the GX160H1-VDD type.

As for the parts not listed on this Parts Catalogue News, use the parts of the GX160H1-SD type.

• **Models, parts catalogue codes and applicable serial numbers**

Model	Type	Parts catalogue type	Applicable engine serial No.	Applicable carburetor identification No.
GX160H1	SD	Base type	GCAAH-1000001~	BE66E B, BE66K A
	VDD	Additional type		BE66K A

• **Features of each type**

		Base type	Additional type
Specifications	Model	GX160H1	
	Type	SD	VDD
Crankshaft	20mm Ø Spline		
	19mm Ø Straight		
	20mm Ø Straight	●	
	3/16" Tapered		●
	M18 Stepped thread		
Starter motor			
Oil alert			
Engine stop switch		●	●
Fuel tank		●	●
Reduction			
Muffler cover			

PARTS CATALOGUE NEWS

BOOKNo. : 13Z1TOE2

Block No.	Ref. No.	Part No.	Description	Reqd. QTY	Base Part No.	Parts catalogue code
				GX 160 HI		
E-7	1		CRANKSHAFT COMP.	0	13310-Z1T-000	
	5	13310-Z1T-670	CRANKSHAFT COMP.	1		
	6		KEY, 5X5X33 (YELLOW)	0	90741-883-810	
E-12	2	19610-ZE1-010ZF	COVER COMP., FAN *R280* POWER RED	1	19610-ZE1-000ZA	
E-17	11	17672-Z1T-000	FILTER, FUEL	1		
E-19	11	30500-Z1T-023	COIL ASSY., IGNITION	1	30500-Z1T-013	
E-22	2		CONTROL ASSY. (REMOTE)	0	16500-Z1T-000	
	5	16561-Z1T-D00	SPRING, GOVERNOR	1	16561-ZE1-020	
	7		LEVER, CONTROL (###)	0	16571-Z1T-000	
	8		SPRING, LEVER	0	16574-ZE1-000	
	9		WASHER, CONTROL LEVER	0	16575-ZH8-000	
	10		HOLDER, CABLE	0	16576-891-000	
	11		SPACER, CONTROL LEVER	0	16578-ZE1-000	
	12		BASE COMP., CONTROL (REMOTE) (###)	0	16580-ZH8-813	
	13		SPRING, CONTROL ADJUSTING	0	16584-883-300	
	14		SPRING, CABLE RETURN	0	16592-ZE1-810	
	19		NUT, SELF-LOCK, 6MM	0	90114-SA0-000	
	20		SCREW, PAN, 5X16	0	93500-05016-0A	
	21		SCREW, PAN, 5X25	0	93500-05025-0H	
23	16570-ZB2-000	CONTROL ASSY.	1			
24	16584-883-300	SPRING, CONTROL ADJUSTING	1			
25	93500-05035-0A	SCREW, PAN, 5X35	1			
E-28	1		LABEL, E-SPEC (15.5X27.5)	0	87135-ZE2-020	

PARTS CATALOGUE NEWS

BOOKNo. : 13Z1TOE2

Block No.	Ref. No.	Part No.	Description	Reqd. QTY	Base Part No.	Parts catalogue code
	10	87516-Z1T-V00	MARK, OPERATOR CAUTION	1		
	11		LABEL, CAUTION (CHINA)	0	87522-Z1T-J00	



PARTS CATALOGUE NEWS

Honda Motor Co., Ltd. Service Division

PARTS CATALOGUE - CORRECTED

Printed in Japan

December 16, 2007

CODE NO.	BOOKLET TYPE	13Z1T0E2
	MICRO-FICHE	13Z1T0EB/FB
PARTS CATALOGUE NEWS	GX160H1	
NEWS NO.	012	

Block No.	Ref. No.	Note	Part No.	Description	Reqd. QTY	Serial No.	Parts catalogue code
					GX 160 H1		
E-23	9	E	34150-ZH7-003	*PARTS NO. DELETION			
		D	34150-ZH7-013	ALERT UNIT, OIL	1	-----	SXE

NOTE A:PART NO. CHANGE D:NEWLY PROVIDED E:PART NO.DELETION K:REQUIRED NO. CORRECTION L:APPLICATION SERIAL NO. CORRECTION
T:APPLICATION CORRECTION Z:REMARKS CHANGE

June 08, 2008



PARTS CATALOGUE NEWS

Honda Motor Co., Ltd. Service Division

PARTS CATALOGUE - CORRECTED

Printed in Japan

CODE NO.	BOOKLET TYPE	13Z1T0E2
	MICRO-FICHE	13Z1T0EB/FB
PARTS CATALOGUE NEWS	GX160H1	
NEWS NO.	013	

Block No.	Ref. No.	Note	Part No.	Description	Reqd. QTY	Serial No.	Parts catalogue code
					GX 160 H1		
E-3	13	D	91001-Z1T-003	BEARING RADIAL BALL, 6205 (NSK)	1	-----	LD, LDT, QD, QDJ1, QMK3, QMK4, QX, RD, SD, SH, SMK4, SX, SXE, SXJ1, VDD VSK3, VSK4, VSP, VSX, VS3, VXH, VXJ1, VXK3, VXK4, WMB0

NOTE A:PART NO. CHANGE D:NEWLY PROVIDED E:PART NO. DELETION K:REQUIRED NO. CORRECTION L:APPLICATION SERIAL NO. CORRECTION
T:APPLICATION CORRECTION Z:REMARKS CHANGE



PARTS CATALOGUE NEWS

Honda Motor Co., Ltd. Service Division

July 25, 2008

CODE NO.	BOOKLET TYPE	13Z1T0E2
	MICRO-FICHE	13Z1T0EB/FB
PARTS CATALOGUE NEWS	GX160H1	
NEWS NO.	014	

Printed in Japan

GX160H1-VS3S and VS4S types sales information

NOTE: This Parts Catalogue News explains only the parts of the different model that are produced to conform to addition of the GX160H1-VS3S and VS4S types.

As for the parts not listed on this Parts Catalogue News, use the parts of the GX160H1-VS3 type.

Models, parts catalogue codes and applicable serial numbers

Model	Type		Parts catalogue type	Applicable engine serial No.	Applicable carburetor identification No.
GX160H1	VS3	Base type	VS3	GCAAH-1000001~	BE67A B, BE67MA
	VS3S	Additional type	VS3S		BE67MA
	VS4S	Additional type	VS4S		

• Features of each type

		Base type	Additional type	Additional type
Specifications	Model	GX160H1		
	Type	VS3	VS3S	VS4S
Crankshaft	20mm Ø Spline			
	19mm Ø Straight			
	20mm Ø Straight			
	3/16" Tapered	•	•	•
	M18 Stepped thread			
Starter motor				
Oil alert		•	•	•
Engine stop switch				
Fuel tank				
Reduction				
Muffler cover				

PARTS CATALOGUE NEWS

BOOKNo. : 13Z1TOE2

Block No.	Ref. No.	Part No.	Description	Reqd. QTY		Base Part No.	Parts catalogue code
				GX 160 HI			
E-3	2	35480-Z0T-003	SWITCH ASSY., OIL LEVEL	1		15510-ZE1-033	
E-8	2		PISTON (STD.)	0		13101-ZH8-020	
E-11	2	28410-ZH8-003ZB	CASE COMP., RECOIL STARTER *NH1*..... BLACK	1			
	3	28421-ZH8-801	REEL, RECOIL STARTER (BLACK) .	1			
	7	28442-ZH8-003	SPRING, RECOIL STARTER	1			
	9	28461-ZH8-003	GRIP, STARTER	1			
	10	28462-ZH8-003	ROPE, RECOIL STARTER	1			
	12	90008-Z1T-000	BOLT, FLANGE, 6X10	3			
	13	28400-ZH8-023ZB	STARTER ASSY., RECOIL *NH1*..... BLACK	1			
	14	28422-ZH8-801	RATCHET, STARTER	2			
	15	28431-ZH8-801	PLATE, FRICTION	1			
	16	28433-ZH8-801	GUIDE, RATCHET	1			
	17	28441-ZH8-801	SPRING, FRICTION	1			
	18	28443-ZH8-801	SPRING, RETURN	2			
	19	90003-ZH8-801	SCREW, SETTING	1			
E-11-1	1		STARTER ASSY., RECOIL *R8*..... BRIGHT RED	0		28400-ZB2-000ZB	
			NH1..... BLACK	0		28400-ZB2-000ZD	
			T77..... SEC WINE RED	0		28400-ZB2-000ZF	
			T80..... BAKELITE ORANGE	0		28400-ZB2-000ZG	
	2		CASE COMP., RECOIL STARTER *R8*..... BRIGHT RED	0		28410-ZB2-000ZB	
			NH1..... BLACK	0		28410-ZB2-000ZE	
			T77..... SEC WINE RED	0		28410-ZB2-000ZG	

PARTS CATALOGUE NEWS

BOOKNo. : 13Z1TOE2

Block No.	Ref. No.	Part No.	Description	Reqd. QTY	Base Part No.	Parts catalogue code
				GX 160 HI		
			T80..... BAKELITE ORANGE	0	28410-ZB2-000ZH	
	3		PULLEY, RECOIL STARTER	0	28420-ZE1-003	
	4		RATCHET, STARTER	0	28422-ZE1-003	
	5		PIN, STARTER RATCHET	0	28423-ZE1-003	
	6		PLATE, FRICTION	0	28431-ZE1-003	
	7		SPRING, FRICTION	0	28441-ZE1-003	
	8		SPRING, RECOIL STARTER	0	28442-ZE1-003	
	9		GUIDE, RATCHET	0	28443-ZE1-003	
	10		CASE, RECOIL STARTER SPRING ..	0	28445-ZE1-003	
	11		WASHER, STARTER	0	28446-ZE1-003	
	12		SHAFT, SUB	0	28447-ZE1-003	
	13		NUT	0	28448-ZE1-003	
	14		KNOB, RECOIL STARTER	0	28461-ZE1-003	
	15		ROPE, RECOIL STARTER	0	28462-ZE1-003	
	16		BOLT, FLANGE, 6X10	0	90008-Z1T-000	
E-12	2		COVER COMP., FAN		19610-ZE1-000ZC	
			NH1..... BLACK	0		
			T77..... SEC WINE RED	0	19610-ZE1-000ZM	
			T80..... BAKELITE ORANGE	0	19610-ZE1-000ZN	
		19610-ZE1-010ZC	*NH1*..... BLACK	1	19610-ZE1-000ZA	
	7	34150-ZH7-013	ALERT UNIT, OIL	1	34150-ZH7-003	
E-14-2	3	16013-Z0S-B01	FLOAT SET	1	16013-Z0S-B01	
E-15-2	7	90017-Z1T-000	BOLT, SPECIAL, 5MM	4	90115-459-770	
E-16-1	7	18381-Z1T-003	GASKET, MUFFLER	1	18381-ZE1-800	
E-19	3		PULLEY, STARTER	0	28451-ZE1-003	

PARTS CATALOGUE NEWS

BOOKNo. : 13Z1T0E2

Block No.	Ref. No.	Part No.	Description	Reqd. QTY		Base Part No.	Parts catalogue code
				GX 160 HI			
	11	30500-Z1T-023	COIL ASSY., IGNITION	1		30500-Z1T-013	
	18	28451-Z1T-000	PULLEY, STARTER	1			
E-22	5	16561-ZL0-000	SPRING, GOVERNOR	1		16561-ZL0-U30	VS4S
E-28	2		LABEL, E-SPEC (15.5X27.5)	0		87135-ZE2-020	
	13		LABEL, WARNING (NOT CERTIFIED FOR SALE)	0		87114-ZH7-000	
E-40	8		CAP COMP., FUEL FILLER (CHROME PLATED)	0		17620-Z1T-800	
	9		PACKING, FUEL FILLER CAP (39X62X3)	0		17631-Z1T-800	



PARTS CATALOGUE NEWS

Honda Motor Co., Ltd. Service Division

PARTS CATALOGUE - CORRECTED

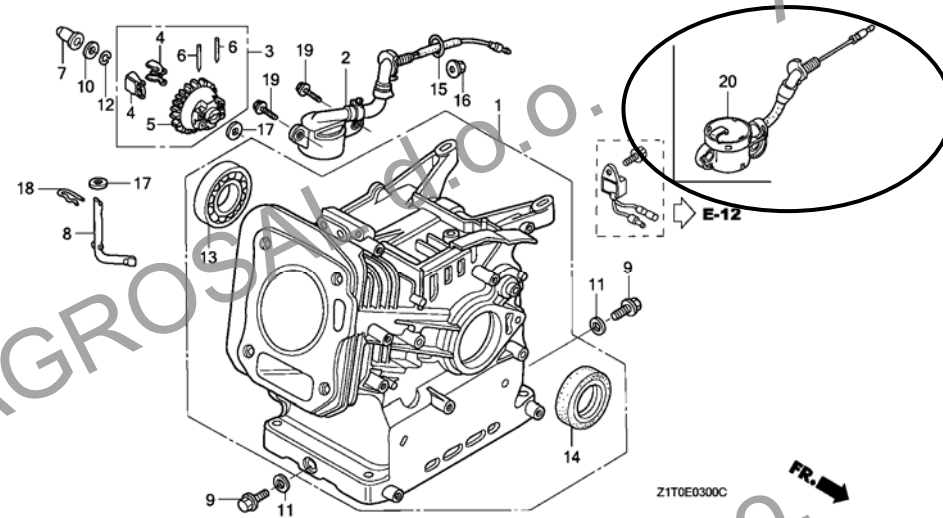
Printed in Japan

CODE NO.	BOOKLET TYPE	13Z1T0E2
	MICRO-FICHE	13Z1T0EB/FB
PARTS CATALOGUE NEWS	GX160H1	
NEWS NO.	015	

Block No.	Ref. No.	Note	Part No.	Description	Reqd. QTY	Serial No.	Parts catalogue code
					GX 160 H1		

E-3 CYLINDER BARREL

Ref. No.	LON	(Relative ref. Number) Description	FRT
2	6151E8	(15, 20) SWITCH, OIL LEVEL	0.5



E-3 2 E 35480-ZOT-003 *PARTS NO. DELETION

NOTE A:PART NO. CHANGE D:NEWLY PROVIDED E:PART NO. DELETION K:REQUIRED NO. CORRECTION L:APPLICATION SERIAL NO. CORRECTION
T:APPLICATION CORRECTION Z:REMARKS CHANGE

PARTS CATALOGUE NEWS

BOOKNo. : 13Z1TOE2

Block No.	Ref. No.	Note	Part No.	Description	Reqd. QTY	Serial No.	Parts catalogue code
	20	D	35480-Z0T-003	SWITCH ASSY., OIL LEVEL	GX 160 H1 1	-----	VS3S, VS4S

NOTE A:PART NO. CHANGE D:NEWLY PROVIDED E:PART NO.DELETION K:REQUIRED NO. CORRECTION L:APPLICATION SERIAL NO. CORRECTION
T:APPLICATION CORRECTION Z:REMARKS CHANGE

September 19, 2008



PARTS CATALOGUE NEWS

Honda Motor Co., Ltd. Service Division

PARTS CATALOGUE - CORRECTED

Printed in Japan

CODE NO.	BOOKLET TYPE	13Z1T0E2
	MICRO-FICHE	13Z1T0EB/FB
PARTS CATALOGUE NEWS	GX160H1	
NEWS NO.	016	

Block No.	Ref. No.	Note	Part No.	Description	Reqd. QTY	Serial No.	Parts catalogue code
					GX 160 H1		
E-21	16	E	32410-ZE1-000	*PARTS NO. DELETION			
		D	32410-ZE1-010	CORD, MAGNET SWITCH	1	-----	SXE

NOTE A:PART NO. CHANGE D:NEWLY PROVIDED E:PART NO. DELETION K:REQUIRED NO. CORRECTION L:APPLICATION SERIAL NO. CORRECTION
T:APPLICATION CORRECTION Z:REMARKS CHANGE



PARTS CATALOGUE NEWS

Honda Motor Co., Ltd. Service Division

PARTS CATALOGUE - CORRECTED

Printed in Japan

CODE NO.	BOOKLET TYPE	13Z1T0E2
	MICRO-FICHE	13Z1T0EB/FB
PARTS CATALOGUE NEWS	GX160H1	
NEWS NO.	017	

Block No.	Ref. No.	Note	Part No.	Description	Reqd. QTY	Serial No.	Parts catalogue code
					GX 160 H1		
E-12	2	E	19610-ZE1-000ZA	*PARTS NO. DELETION			
		T	19610-ZE1-000ZP	COVER COMP., FAN *R280*..... POWER RED	1	----- 1751731	LD, LDT, QD, QDJ1, QX, QXU, QX2, RD, SD, SH, SX, SXJ1, VSP, VSX, VS3 VXH, VXJ1, WMBO
	T	19610-ZE1-010ZP	*R280*..... POWER RED	1	----- -----	VDD	
			19610-ZE1-810ZB	COVER COMP., FAN (OIL ALERT) *NH1*..... BLACK	1	1751732 -----	LD, LDT, QD, QDJ1, QX, QXU, QX2, RD, SD, SH, SX, SXJ1, VSP, VSX, VS3 VXH, VXJ1, WMBO
	A	19610-ZE1-811ZB	*NH1*..... BLACK	1	1753242 -----	VSK3, VSK4	
E-19	7	D	31110-Z1T-004	FLYWHEEL COMP. (YUXIN)	1	1926495 -----	SXJ1, VXJ1
		L	30500-Z1T-013	COIL ASSY., IGNITION	1	----- 1727332	VSP
					1	1478100 1716432	VSK4
	T	30500-Z1T-023	1	1478100 1727332	LD, LDT, QD, QDJ1, QMK3, QMK4, QX, RD, SD, SH, SMK4, SX, SXE, SXJ1 VSK3, VSX, VS3, VXH, VXJ1, VVK3, VVK4, WMBO	
				1	----- -----	VDD, VS3S, VS4S	

NOTE A:PART NO. CHANGE D:NEWLY PROVIDED E:PART NO. DELETION K:REQUIRED NO. CORRECTION L:APPLICATION SERIAL NO. CORRECTION
T:APPLICATION CORRECTION Z:REMARKS CHANGE

PARTS CATALOGUE NEWS

BOOKNo. : 13Z1TOE2

Block No.	Ref. No.	Note	Part No.	Description	Reqd. QTY	Serial No.	Parts catalogue code
					GX 160 H1 1	1727333 -----	LD, LDT, QD, QDJ1, QMK3, QMK4, QX, RD, SD, SH, SMK4, SX, SXE, SXJ1 VSK3, VSP, VSX, VS3, VXH, VXJ1, VXX3, VXX4, WIMBO
E-28	13	T	87114-ZH7-000	LABEL, WARNING (NOT CERTIFIED FOR SALE)	1	-----	QMK3, VDD, VS3S, VS4S
					1	1181095 -----	LD, LDT, QD, QDJ1, QX, RD, SD, SH, SX, SXE, SXJ1, VSK3, VSX, VS3, VXH VXJ1, VXX3

NOTE A:PART NO. CHANGE D:NEWLY PROVIDED E:PART NO. DELETION K:REQUIRED NO. CORRECTION L:APPLICATION SERIAL NO. CORRECTION
T:APPLICATION CORRECTION Z:REMARKS CHANGE



PARTS CATALOGUE NEWS

Honda Motor Co., Ltd. Service Division

October 17, 2008

CODE NO.	BOOKLET TYPE	13Z1T0E2
	MICRO- FICHE	13Z1T0EB/FB
PARTS CATALOGUE NEWS	GX160H1	
NEWS NO.	018	

Printed in Japan

GX160H1-SD2 type sales information

NOTE: This Parts Catalogue News explains only the parts of the different model that are produced to conform to addition of the GX160H1-SD2 type.

As for the parts not listed on this Parts Catalogue News, use the parts of the GX160H1-SD type.

BOOKNo. : 13Z1T0E2

• **Models, parts catalogue codes and applicable serial numbers**

Model	Type	Parts catalogue type	Applicable engine serial No.	Applicable carburetor identification No.
GX160H1	SD	Base type	GCAAH-1000001~	BE66E B, BE66K A
	SD2	Additional type		BE67C A

• **Features of each type**

Features of each type		Base type	Additional type
Specifications		SD	SD2
Model		GX160H1	
Type		SD	SD2
Crankshaft	20mm Ø Spline		
	19mm Ø Straight		
	20mm Ø Straight	●	●
	3/16" Tapered		
	M18 Stepped thread		
Starter motor			
Oil alert			
Engine stop switch		●	●
Fuel tank		●	
Reduction			
Muffler cover			

PARTS CATALOGUE NEWS

BOOKNo. : 13Z1TOE2

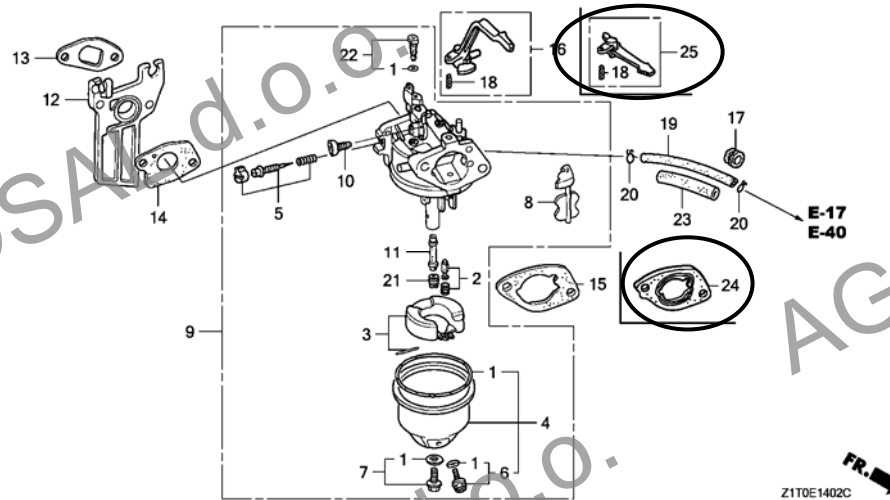
Block No.	Ref. No.	Part No.	Description	Reqd. QTY		Base Part No.	Parts catalogue code
				GX 160 HI			
E-7	1	13310-Z1T-880	CRANKSHAFT COMP.	1		13310-Z1T-000	
E-14	1		GASKET SET	0		16010-ZE0-025	
	2		VALVE SET, FLOAT	0		16011-ZE0-005	
	3		FLOAT SET (CARBURETOR NO.)	0		16013-ZOS-B01	
	4		CHAMBER SET, FLOAT	0		16015-ZE0-831	
	5		SCREW SET, PILOT	0		16016-ZH7-W01	
	6		SCREW SET, DRAIN	0		16024-ZE1-811	
	7		SCREW SET	0		16028-ZE0-005	
	8		CHOKE SET	0		16044-ZE0-005	
	9		CARBURETOR ASSY. (BE66K A)	0		16100-Z1T-W71	
	10		SCREW, THROTTLE STOP	0		16124-ZE0-005	
	11		NOZZLE, MAIN	0		16166-ZH8-W60	
	12		INSULATOR, CARBURETOR	0		16211-Z1T-000	
	13		PACKING, INSULATOR	0		16212-ZH8-800	
	14		SPACER COMP., CARBURETOR	0		16220-ZE1-020	
	15		PACKING, CARBURETOR	0		16221-ZH8-801	
	16		LEVER COMP., CHOKE (STD.)	0		16610-Z1T-000	
	17		LEVER, COCK	0		16953-ZE1-812	
	18		PLATE, LEVER SETTING	0		16954-ZE1-812	
	19		SPRING, COCK LEVER	0		16956-ZE1-811	
	20		PACKING, FUEL COCK	0		16957-ZE1-812	
	21		SCREW, PAN, 3X6	0		93500-03006-1H	
	22		PIN, SPRING, 2X12	0		94305-20122	
	23		JET, MAIN, #65	(0)		99101-ZH8-0650	

BOOKNo. : 13Z1TOE2

Block No.	Ref. No.	Part No.	Description	Reqd. QTY	Base Part No.	Parts catalogue code
			JET, MAIN, #68	(0)	99101-ZH8-0680	
			JET, MAIN, #70	0	99101-ZH8-0700	
	24		JET SET, PILOT, #35	0	99204-ZE0-0350	

E-14-2 CARBURETOR (3)

Ref. No.	(Relative ref. Number)	Description	FRT
16	(25)	8101F9 LEVER, CARBURETOR CHOKE	0.2



E-14-2	1	16010-ZB1-015	GASKET SET	1
	2	16011-ZE0-005	VALVE SET, FLOAT	1
	3	16013-ZE0-005	FLOAT SET	1
	4	16015-ZE1-811	CHAMBER SET, FLOAT	1
	5	16016-ZH7-W01	SCREW SET, PILOT	1
	6	16024-ZE1-811	SCREW SET, DRAIN	1
	7	16028-ZE0-005	SCREW SET	1
	8	16044-ZK8-V00	CHOKE SET	1
	9	16100-ZK8-T51	CARBURETOR ASSY. (BE67C A) ...	1

PARTS CATALOGUE NEWS

BOOKNo. : 13Z1TOE2

Block No.	Ref. No.	Part No.	Description	Reqd. QTY		Base Part No.	Parts catalogue code
				GX 160	HI		
	10	16124-ZE0-005	SCREW, THROTTLE STOP	1			
	11	16166-ZK8-V01	NOZZLE, MAIN	1			
	12	16211-Z1T-000	INSULATOR, CARBURETOR	1			
	13	16212-ZH8-800	PACKING, INSULATOR	1			
	14	16221-ZH8-801	PACKING, CARBURETOR	1			
	18	94305-20122	PIN, SPRING, 2X12	1			
	21	99101-ZH8-0620	JET, MAIN, #62	(1)			
		99101-ZH8-0650	JET, MAIN, #65	(1)			
		99101-ZH8-0680	JET, MAIN, #68	1			
	22	99204-ZE2-0380	JET SET, PILOT, #38	1			
	24	16220-ZE1-020	SPACER COMP., CARBURETOR	1			
	25	16610-Z1T-000	LEVER COMP., CHOKE (STD.)	1			
E-15	1	16271-ZE1-000	PACKING, ELBOW	1			
	2	17210-ZE1-822	ELEMENT, AIR CLEANER (DUAL) ..	1			
	3	17218-ZE1-821	FILTER, OUTER	1			
	4	17230-ZE1-820	COVER, AIR CLEANER (DUAL)	1			
	5	17232-891-000	GROMMET, AIR CLEANER	1			
	7	17238-ZE7-010	COLLAR, AIR CLEANER	2			
	8	17239-ZE1-000	COLLAR B, AIR CLEANER	1			
	9	17410-Z1T-000	ELBOW COMP., AIR CLEANER	1			
	10	90325-044-000	NUT, TOOL BOX SETTING	2			
	11	94050-06000	NUT, FLANGE, 6MM	2			
	12	95701-06020-00	BOLT, FLANGE, 6X20	1			
E-15-1	1		ELEMENT, AIR CLEANER (SEMI DRY)	0		17211-ZE1-000	

PARTS CATALOGUE NEWS

BOOKNo. : 13Z1TOE2

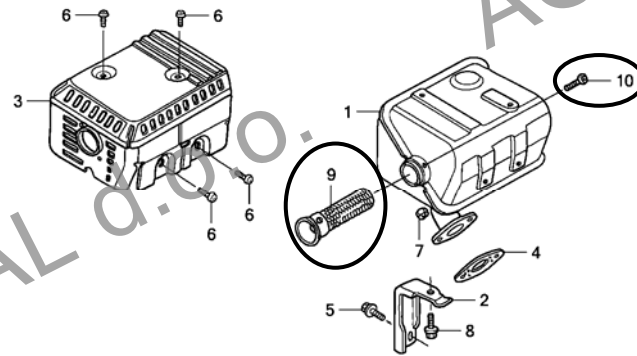
Block No.	Ref. No.	Part No.	Description	Reqd. QTY	Base Part No.	Parts catalogue code
				GX 160 HI		
	2		GRID, AIR CLEANER (SEMI DRY) .	0	17212-ZE1-000	
	3		COVER, AIR CLEANER (SEMI DRY)	0	17231-ZE1-000	
	4		COLLAR, AIR CLEANER	0	17238-ZE7-010	
	5		COLLAR B, AIR CLEANER	0	17239-ZE1-000	
	6		ELBOW COMP., AIR CLEANER	0	17410-Z1T-000	
	7		CAP, CLEANER	0	17421-ZE1-000	
	8		NUT, TOOL BOX SETTING	0	90325-044-000	
	9		NUT, FLANGE, 6MM	0	94050-06000	
	10		BOLT, FLANGE, 6X20	0	95701-06020-00	
E-16	1		MUFFLER COMP.	0	18310-Z1T-000	
	2		PROTECTOR, MUFFLER (STD.)	0	18320-Z1T-000	
	5		GASKET, MUFFLER	0	18381-Z1T-003	
	8		SCREW, TAPPING, 5X8	0	90050-ZE1-000	
	10		NUT, HEX., 8MM	0	94001-08000-0S	

BOOKNo. : 13Z1TOE2

Block No.	Ref. No.	Part No.	Description	Reqd. QTY GX 160 HI	Base Part No.	Parts catalogue code
-----------	----------	----------	-------------	------------------------------	---------------	----------------------

E-16-2 MUFFLER (SILENT)

Ref. No.	LON	(Relative ref. Number) Description	FRT
9	3131A1	ARRESTER, SPARK INCLUDES: Spark arrester check	0.2



Z1TOE1602A

E-16-2	1	18310-ZE1-821	MUFFLER COMP. (SILENT)	1		
	2	18315-ZE1-000	STAY, MUFFLER	1		
	3	18320-Z1T-600	PROTECTOR, MUFFLER (SILENT) ..	1		
	4	18381-Z1T-003	GASKET, MUFFLER	1		
	5	90016-ZE1-000	BOLT, FLANGE, 6X13 (CT200)	1		
	6	90050-ZE1-000	SCREW, TAPPING, 5X8	4		
	7	94001-08000-0S	NUT, HEX., 8MM	2		
	8	95701-06012-00	BOLT, FLANGE, 6X12	1		
	9	18355-ZE1-810	ARRESTER, SPARK (SILENT)	1		
	10	90056-ZL0-000	SCREW, TAPPING, 4X6	1		
E-17	1		RUBBER, SUPPORTER (107MM)	0	16854-ZH8-000	
	2		JOINT, FUEL TANK	0	16955-Z1T-000	

PARTS CATALOGUE NEWS

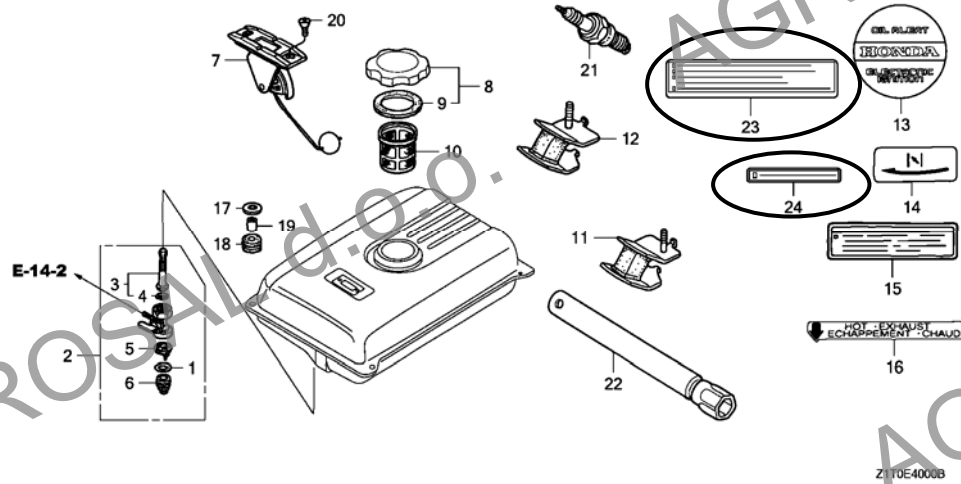
BOOKNo. : 13Z1T0E2

Block No.	Ref. No.	Part No.	Description	Reqd. QTY	Base Part No.	Parts catalogue code
				GX 160 HI		
	3		TANK COMP., FUEL *NH31* MCKINLEY WHITE	0	17510-ZE1-030ZA	
	4		CAP COMP., FUEL FILLER (CHROME PLATED)	0	17620-Z1T-800	
	5		PACKING, FUEL FILLER CAP (39X62X3)	0	17631-Z1T-800	
	6		BOLT, FLANGE, 6X29	0	90004-Z1T-000	
	7		O-RING, 14MM (NOK)	0	91353-671-004	
	8		NUT, FLANGE, 6MM	0	94050-06000	
	9		TUBE, FUEL, 4.5X140 (95001-45001-60M)	0	95001-45140-40	
	10		CLIP, TUBE (B8)	0	95002-02080	
E-28	1		LABEL, E-SPEC (15.5X27.5)	0	87135-ZE2-020	
	5		LABEL, CAUTION	0	87522-Z1T-G21	
	11		LABEL, CAUTION (CHINA)	0	87522-Z1T-J00	

PARTS CATALOGUE NEWS

BOOKNo. : 13Z1T0E2

Block No.	Ref. No.	Part No.	Description	Reqd. QTY GX 160 HI	Base Part No.	Parts catalogue code
E-40			FUEL COCK/LABEL (OTHER PARTS)			



E-40	23	87522-Z1T-G21	LABEL, CAUTION	1		
	24	87522-Z1T-J00	LABEL, CAUTION (CHINA)	1		



PARTS CATALOGUE NEWS

Honda Motor Co., Ltd. Service Division

PARTS CATALOGUE - CORRECTED

Printed in Japan

CODE NO.	BOOKLET TYPE	13Z1T0E2
	MICRO-FICHE	13Z1T0EB/FB
PARTS CATALOGUE NEWS	GX160H1	
NEWS NO.	019	

Block No.	Ref. No.	Note	Part No.	Description	Reqd. QTY	Serial No.	Parts catalogue code	
					GX 160 H1			
E-12	14		90601-ZH7-013	CLIP, HARNESS	1	-----	QXU, QX2	
					1	-----	1957163	LDT, QX, SX, SXJ1, VSK3, VSK4, VSP, VSX, VXX3, VXX4
					1	-----	1957164	LDT, QX, SX, SXJ1, VSK3, VSK4, VSP, VSX, VXX3, VXX4
E-15-2	7	L	90115-459-770	BOLT, WINKER SETTING	4	-----	1962598	VSK3, VSK4, VS3, VXH, VXJ1
					4	-----		VS3S, VS4S
		T	90017-Z1T-000	BOLT, SPECIAL, 5MM	4	-----	1962599	VSK3, VSK4, VS3, VXH, VXJ1
					4	-----		

NOTE A:PART NO. CHANGE D:NEWLY PROVIDED E:PART NO.DELETION K:REQUIRED NO. CORRECTION L:APPLICATION SERIAL NO. CORRECTION
T:APPLICATION CORRECTION Z:REMARKS CHANGE

November 13, 2008



PARTS CATALOGUE NEWS

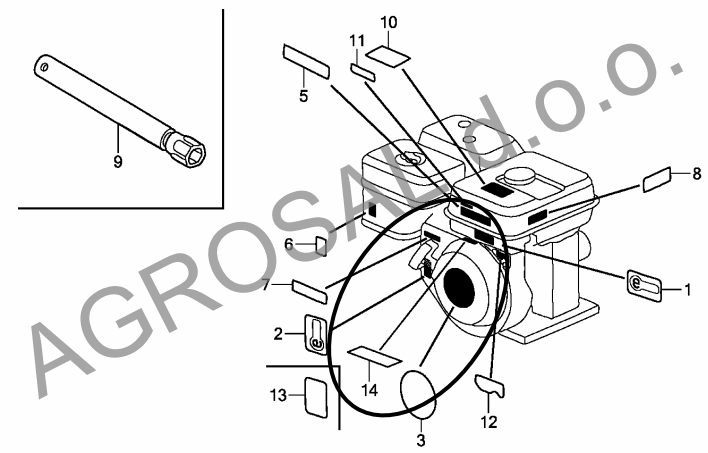
Honda Motor Co., Ltd. Service Division

PARTS CATALOGUE - CORRECTED

Printed in Japan

CODE NO.	BOOKLET TYPE	13Z1T0E2
	MICRO-FICHE	13Z1T0EB/FB
PARTS CATALOGUE NEWS	GX160H1	
NEWS NO.	020	

Block No.	Ref. No.	Note	Part No.	Description	Reqd. QTY	Serial No.	Parts catalogue code
E-28					GX 160 H1		
				LABEL/TOOL			



E-28	14	D	87522-Z1T-G21	LABEL, CAUTION	1	SD2
------	----	---	---------------	----------------------	---	-----

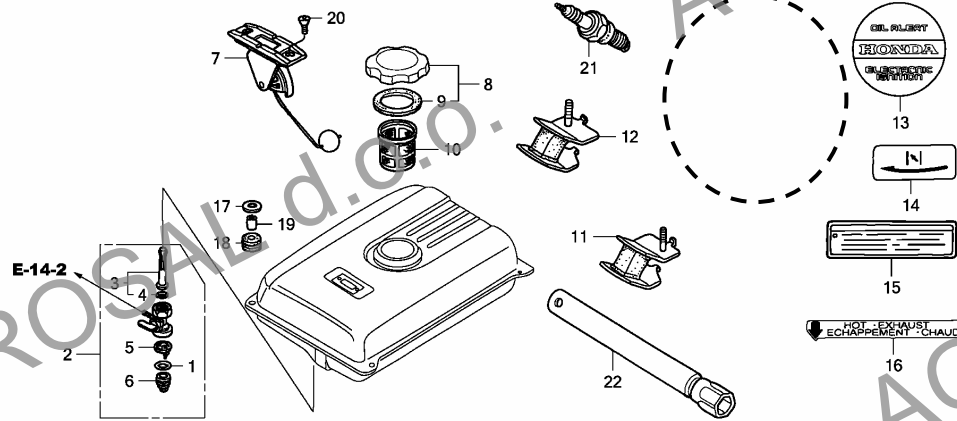
NOTE A:PART NO. CHANGE D:NEWLY PROVIDED E:PART NO.DELETION K:REQUIRED NO. CORRECTION L:APPLICATION SERIAL NO. CORRECTION
T:APPLICATION CORRECTION Z:REMARKS CHANGE

PARTS CATALOGUE NEWS

BOOKNo. : 13Z1TOE2

Block No.	Ref. No.	Note	Part No.	Description	Reqd. QTY	Serial No.	Parts catalogue code
		D	87522-Z1T-J00	LABEL, CAUTION (CHINA)	GX 160 H1 1	-----	SD2

E-40 FUEL COCK/LABEL (OTHER PARTS)



Z1TOE4000C

E-40	23	E	87522-Z1T-G21	*PARTS NO. DELETION
	24	E	87522-Z1T-J00	*PARTS NO. DELETION

NOTE A: PART NO. CHANGE D: NEWLY PROVIDED E: PART NO. DELETION K: REQUIRED NO. CORRECTION L: APPLICATION SERIAL NO. CORRECTION
T: APPLICATION CORRECTION Z: REMARKS CHANGE



PARTS CATALOGUE NEWS

Honda Motor Co., Ltd. Service Division

PARTS CATALOGUE - CORRECTED

January 04, 2009

CODE NO.	BOOKLET TYPE	13Z1T0E2
	MICRO-FICHE	13Z1T0EB/FB
PARTS CATALOGUE NEWS	GX160H1	
NEWS NO.	021	

Printed in Japan

Block No.	Ref. No.	Note	Part No.	Description	Reqd. QTY		Serial No.	Parts catalogue code
					GX 160 H1			
E-11	2	T	28410-ZH8-003ZB	CASE COMP., RECOIL STARTER *NH1*..... BLACK	1		-----	QMK3, QMK4, QX, QX2, SD2, SMK4, VSK3, VSK4, VS3S, VS4S, VVK3, VVK4
					13	T	28400-ZH8-023ZB	STARTER ASSY., RECOIL *NH1*..... BLACK
					1	1056096	-----	QX, QX2
E-12	2	T	19610-ZE1-010ZC	COVER COMP., FAN *NH1*..... BLACK	1		-----	SD2, VS3S, VS4S
							1	1039415

NOTE A:PART NO. CHANGE D:NEWLY PROVIDED E:PART NO. DELETION K:REQUIRED NO. CORRECTION L:APPLICATION SERIAL NO. CORRECTION
T:APPLICATION CORRECTION Z:REMARKS CHANGE



PARTS CATALOGUE NEWS

Honda Motor Co., Ltd. Service Division

PARTS CATALOGUE - CORRECTED

January 26, 2009

CODE NO.	BOOKLET TYPE	13Z1T0E2
	MICRO-FICHE	13Z1T0EB/FB
PARTS CATALOGUE NEWS	GX160H1	
NEWS NO.	022	

Printed in Japan

Block No.	Ref. No.	Note	Part No.	Description	Reqd. QTY		Serial No.	Parts catalogue code
						GX 160 H1		
E-28	13	T	87114-ZH7-000	LABEL, WARNING (NOT CERTIFIED FOR SALE)	1		-----	QMK3, SD2, VDD, VS3S, VS4S
					1		1181095	LD, LDT, QD, QDJ1, QX, RD, SD, SH, SX, SXE, SXJ1, VSK3, VSX, VS3, VXH VXJ1, VXX3
					1		1996722	WMBO

NOTE A:PART NO. CHANGE D:NEWLY PROVIDED E:PART NO.DELETION K:REQUIRED NO. CORRECTION L:APPLICATION SERIAL NO. CORRECTION T:APPLICATION CORRECTION Z:REMARKS CHANGE



PARTS CATALOGUE NEWS

Honda Motor Co., Ltd. Service Division

PARTS CATALOGUE - CORRECTED

Printed in Japan

April 19, 2009

CODE NO.	BOOKLET TYPE	13Z1T0E2
	MICRO-FICHE	13Z1T0EB/FB
PARTS CATALOGUE NEWS	GX160H1	
NEWS NO.	023	

Block No.	Ref. No.	Note	Part No.	Description	Reqd. QTY	Serial No.	Parts catalogue code
					GX 160 H1		
E-19	15	E	31630-ZE1-003	*PARTS NO. DELETION			
		D	31630-ZE1-013	COIL ASSY., CHARGE (1A)	1	-----	SXE

NOTE A:PART NO. CHANGE D:NEWLY PROVIDED E:PART NO. DELETION K:REQUIRED NO. CORRECTION L:APPLICATION SERIAL NO. CORRECTION T:APPLICATION CORRECTION Z:REMARKS CHANGE



PARTS CATALOGUE NEWS

Honda Motor Co., Ltd. Service Division

May 21, 2009

CODE NO.	BOOKLET TYPE	13Z1T0E2
	MICRO- FICHE	13Z1T0EB/FB
PARTS CATALOGUE NEWS	GX160H1	
NEWS NO.	024	

Printed in Japan

GX160H1-TMBH type sales information

NOTE: This Parts Catalogue News explains only the parts of the different model that are produced to conform to addition of the GX160H1-TMBH type.

As for the parts not listed on this Parts Catalogue News, use the parts of the GX160H1-WMB0 type.

• Models, parts catalogue codes and applicable serial numbers

Model	Type		Parts catalogue type	Applicable engine serial No.	Applicable carburetor identification No.
GX160H1	WMB0	Base type	WMB0	GCAAH-1000001~	BE66E B, BE66K A
	TMBH	Additional type	TMBH		BE66K A

• Features of each type

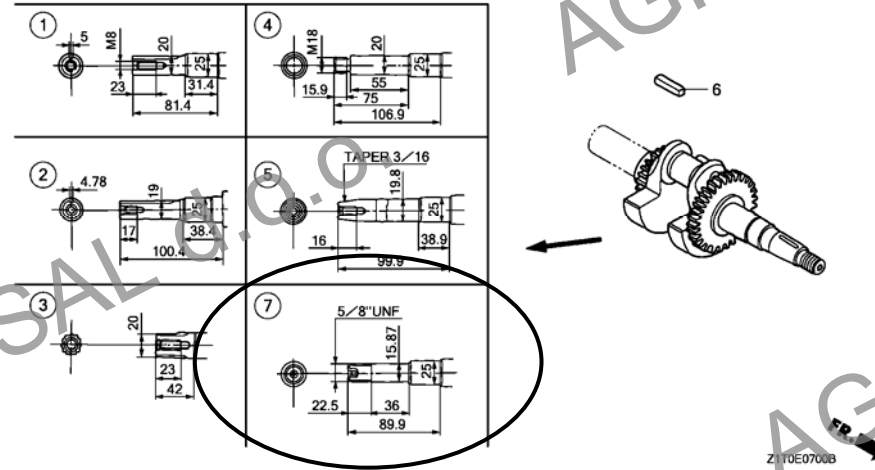
		Base type	Additional type
Specifications			
Model		GX160H1	
Type		WMB0	TMBH
Crankshaft	20mm Ø Spline		
	19mm Ø Straight		
	20mm Ø Straight		
	3/16" Tapered		
	M18 Stepped thread	●	
	5/8" Thread		●
Starter motor			
Oil alert			
Engine stop switch		●	●
Fuel tank		●	●
Reduction			
Muffler cover		(●)	(●)

BOOKNo. : 13Z1TOE2

Block No.	Ref. No.	Part No.	Description	Reqd. QTY	Base Part No.	Parts catalogue code
				GX 160 HI		

E-7 CRANKSHAFT

Ref. No.	(Relative ref. Number)	Description	FRT
1	(2, 3, 4, 5, 7)	CRANKSHAFT	1.1
1101F0			



E-7	4	CRANKSHAFT COMP.	0	13310-Z1T-630
	7	13310-Z1T-660 CRANKSHAFT COMP.	1	
E-9	6	14451-Z7E-000 PIVOT, ROCKER ARM	2	14451-ZE1-013
E-14	3	16013-Z0S-B01 FLOAT SET	1	16013-Z0S-B01
E-17	7	91353-Z7E-003 O-RING, 14MM	1	91353-671-004
E-28	10	MARK, OPERATOR CAUTION	0	87516-Z1T-J00
	14	87516-ZK6-810 MARK, OPERATOR CAUTION	1	



PARTS CATALOGUE NEWS

Honda Motor Co., Ltd. Service Division

PARTS CATALOGUE - CORRECTED

Printed in Japan

CODE NO.	BOOKLET TYPE	13Z1T0E2
	MICRO-FICHE	13Z1T0EB/FB
PARTS CATALOGUE NEWS	GX160H1	
NEWS NO.	025	

Block No.	Ref. No.	Note	Part No.	Description	Reqd. QTY	Serial No.	Parts catalogue code
					GX 160 H1		
E-11	9		28461-ZH8-003	GRIP, STARTER	1	-----	QXU, QX2
					1	----- 2066868	LD, LDT, QD, QDJ1, QMK3, QMK4, QX, RD, SD, SD2, SH, SMK4, SX, SXE, SXJ1 TMBH, VDD, VSK3, VSK4, VSP, VSX, VS3S, VS4S, VXH, VXJ1, VXX3, VXX4 WMBO
		A	28461-ZH8-013		1	2066869	LD, LDT, QD, QDJ1, QMK3, QMK4, QX, RD, SD, SD2, SH, SMK4, SX, SXE, SXJ1 TMBH, VDD, VSK3, VSK4, VSP, VSX, VS3S, VS4S, VXH, VXJ1, VXX3, VXX4 WMBO
	13		28400-ZH8-023YA	STARTER ASSY., RECOIL *R280*..... POWER RED	1	----- 2066868	LDT, QDJ1, SD2, SXJ1, TMBH, VDD, VSP, VXH, VXJ1
					1	1048008	LD, QD, QXU, QX2, SD, SH, WMBO
					1	1048008	2066868 QX, RD, SX, SXE, VSX
					1	1548985	2066868 VSK4
			28400-ZH8-023ZB	*NH1*..... BLACK	1	----- 2066868	QMK3, QMK4, SD2, SMK4, VSK3, VSK4, VS3S, VS4S, VXX3, VXX4
					1	1056096	----- QX2
					1	1056096	2066868 QX

NOTE A:PART NO. CHANGE D:NEWLY PROVIDED E:PART NO. DELETION K:REQUIRED NO. CORRECTION L:APPLICATION SERIAL NO. CORRECTION
T:APPLICATION CORRECTION Z:REMARKS CHANGE

PARTS CATALOGUE NEWS

BOOKNo. : 13Z1TOE2

Block No.	Ref. No.	Note	Part No.	Description	Reqd. QTY		Serial No.	Parts catalogue code
					GX 160 H1			
		A	28400-ZH8-033YA	*R280* POWER RED	1		2066869 -----	LDT, QDJ1, QX, RD, SD2, SX, SXE, SXJ1, TMBH, VDD, VSK4, VSP, VSX, VXH VXJ1
		A	28400-ZH8-033ZB	*NH1* BLACK	1		2066869 -----	QMK3, QMK4, QX, SD2, SMK4, VSK3, VSK4, VS3S, VS4S, VXK3, VXK4
E-11-1	14		28461-ZE1-003	KNOB, RECOIL STARTER	1		----- 2066868	VS3
		A	28461-ZE1-013	1		2066869 -----	VS3
E-28	10		87516-Z1T-J00	MARK, OPERATOR CAUTION	1		-----	WMBO
					1		----- 2069348	QMK4, SMK4, VSP, VXK4
		A	87519-Z4N-000	MARK, OPERATOR CAUTION (PICTOGRAPH)	1		2069349 -----	QMK4, SMK4, VSP, VXK4

NOTE A:PART NO. CHANGE D:NEWLY PROVIDED E:PART NO. DELETION K:REQUIRED NO. CORRECTION L:APPLICATION SERIAL NO. CORRECTION
T:APPLICATION CORRECTION Z:REMARKS CHANGE



PARTS CATALOGUE NEWS

Honda Motor Co., Ltd. Service Division

Printed in Japan

December 03, 2009

CODE NO.	BOOKLET TYPE	13Z1T0E2
	MICRO- FICHE	13Z1T0EB/FB
PARTS CATALOGUE NEWS	GX160H1	
NEWS NO.	026	

GX160H1-WMBD type sales information

NOTE: This Parts Catalogue News explains only the parts of the different model that are produced to conform to addition of the GX160H1-WMBD type.

As for the parts not listed on this Parts Catalogue News, use the parts of the GX160H1-WMB0 type.

• Models, parts catalogue codes and applicable serial numbers

Model	Type		Parts catalogue type	Applicable engine serial No.	Applicable carburetor identification No.
GX160H1	WMB0	Base type	WMB0	GCAAH-1000001~	BE66E B, BE66K A
	WMBD	Additional type	WMBD		BE66K A

• Features of each type

		Base type	Additional type
Specifications	Model	GX160H1	
	Type	WMB0	WMBD
Crankshaft	20mm Ø Spline		
	19mm Ø Straight		
	20mm Ø Straight		
	3/16" Tapered		
	M18 Stepped thread	●	●
	5/8" Thread		
Starter motor			
Oil alert			
Engine stop switch		●	●
Fuel tank		●	●
Reduction			
Muffler cover		(●)	(●)

PARTS CATALOGUE NEWS

BOOKNo. : 13Z1TOE2

Block No.	Ref. No.	Part No.	Description	Reqd. QTY	Base Part No.	Parts catalogue code
				GX 160 HI		
E-9	6	14451-Z7E-000	PIVOT, ROCKER ARM	2	14451-ZE1-013	
E-14	3	16013-Z0S-B01	FLOAT SET	1	16013-Z0S-B01	
E-16	2	18320-Z1T-010	PROTECTOR, MUFFLER (STD.)	1	18320-Z1T-000	
E-28	10	87519-Z4N-000	MARK, OPERATOR CAUTION (PICTOGRAPH)	1	87516-Z1T-J00	



PARTS CATALOGUE NEWS

Honda Motor Co., Ltd. Service Division

PARTS CATALOGUE - CORRECTED

Printed in Japan

December 06, 2009

CODE NO.	BOOKLET TYPE	13Z1T0E2
	MICRO-FICHE	13Z1T0EB/FB
PARTS CATALOGUE NEWS	GX160H1	
NEWS NO.	027	

Block No.	Ref. No.	Note	Part No.	Description	Reqd. QTY	Serial No.	Parts catalogue code
					GX 160 H1		
E-11	13	L	28400-ZH8-023YA	STARTER ASSY. RECOIL	1	----- 2066868	LDT, QDJ1, SD2, SXJ1, TMBH, VDD, VSP, VXH, VXJ1
				R280..... POWER RED	1	1048008	QXU, QX2
					1	1048008 2066868	LD, QD, QX, RD, SD, SH, SX, SXE, VSX, WMBO
					1	1548985 2066868	VSK4
					1	-----	WMBD
	T		28400-ZH8-033YA	*R280*..... POWER RED	1	-----	
					1	2066869	LD, LDT, QD, QDJ1, QX, RD, SD, SD2, SH, SX, SXE, SXJ1, TMBH, VDD, VSK4 VSP, VSX, VXH, VXJ1, WMBO

NOTE A:PART NO. CHANGE D:NEWLY PROVIDED E:PART NO.DELETION K:REQUIRED NO. CORRECTION L:APPLICATION SERIAL NO. CORRECTION
T:APPLICATION CORRECTION Z:REMARKS CHANGE